

Germany Bags, Cases & Boxes

Market Analysis Report

from 2010 to 2013

2013.12



Made-in-China.com



Produced by IAR Team
Focus Technology Co., Ltd.

Contents

1. Germany Bags, Cases & Boxes Industry Imports from 2010 to 2012	5
1.1. Germany Bags, Cases & Boxes Industry Imports from 2010 to 2012	5
1.1.1. Germany Bags, Cases & Boxes Import Value Annual Trend from 2010 to 2012	5
1.1.2. Germany Bags, Cases & Boxes Major Sourcing Countries/Regions from 2010 to 2012	6
1.1.3. Germany Bags, Cases & Boxes Major Sourcing Countries/Regions Market Share Trend from 2010 to 2012	7
1.2. Germany Cartons, Boxes, Cases, Bags and Other Packing Containers, of Paper, Paperboard, Cellulose Wadding or Webs of Cellulose Fibers; Box Files, Letter Trays and Similar Articles, of Paper or Paperboard of a Kind Used in Offices, Shops or The Like Industry Imports from 2010 to 2012.....	8
1.2.1. Germany Cartons, Boxes, Cases, Bags and Other Packing Containers, of Paper, Paperboard, Cellulose Wadding or Webs of Cellulose Fibers; Box Files, Letter Trays and Similar Articles, of Paper or Paperboard of a Kind Used in Offices, Shops or the Like Import Value Annual Trend from 2010 to 2012	8
1.2.2. Germany Cartons, Boxes, Cases, Bags and Other Packing Containers, of Paper, Paperboard, Cellulose Wadding or Webs of Cellulose Fibers; Box Files, Letter Trays and Similar Articles, of Paper or Paperboard of a Kind Used in Offices, Shops or the Like Major Sourcing Countries/Regions from 2010 to 2012	9
1.2.3. Germany Cartons, Boxes, Cases, Bags and Other Packing Containers, of Paper, Paperboard, Cellulose Wadding or Webs of Cellulose Fibers; Box Files, Letter Trays and Similar Articles, of Paper or Paperboard of a Kind Used in Offices, Shops or the Like Major Sourcing Countries/Regions Market Share Trend from 2010 to 2012	10
1.3. Germany Sacks and Bags, of a Kind Used for the Packing of Goods Industry Imports from 2010 to 2012.....	11
1.3.1. Germany Sacks and Bags, of a Kind Used for the Packing of Goods Import Value Annual Trend from 2010 to 2012.....	11
1.3.2. Germany Sacks and Bags, of a Kind Used for the Packing of Goods Major Sourcing Countries/Regions from 2010 to 2012.....	12
1.3.3. Germany Sacks and Bags, of a Kind Used for the Packing of Goods Major Sourcing Countries/Regions Market Share Trend from 2010 to 2012	13

Contents

2. Germany Bags, Cases & Boxes Industry Imports from Jan. to June of 2013	14
2.1. Germany Bags, Cases & Boxes Major Sourcing Countries/Regions from Jan. to June of 2013.....	14
2.2. Germany Cartons, Boxes, Cases, Bags and Other Packing Containers, of Paper, Paperboard, Cellulose Wadding or Webs of Cellulose Fibers; Box Files, Letter Trays and Similar Articles, of Paper or Paperboard of a Kind Used in Offices, Shops or the Like Major Sourcing Countries/Regions from Jan. To June of 2013.....	15
2.3. Germany Sacks and Bags, of a Kind Used for the Packing of Goods Major Sourcing Countries/Regions from Jan. To June of 2013.....	16
3. German Buyers Attention to Bags, Cases & Boxes Analysis on Made-in-China.com	17
3.1. German Buyers Bags, Cases & Boxes Industry Hot Search Keywords on Made-in-China.com from August to October in 2013	17
3.2. German Buyers Attention Rank of Bags, Cases & Boxes Industry on Made-in-China.com from Jan. to October in 2013	18

Abstract:

Germany National Bureau of Statistics released data showed that German trade surplus of September 2013 was 20.4 billion Euros, hit the highest value since June 2008. Among them, the total export value rose by 1.7% month on month and 3.6% year on year. The total import value dropped 1.9% month on month and 0.3% year on year.

The import value of Germany bags, cases & boxes showed an inverted “V” trend from 2010 to 2012. The import value of the three years amounted to 2.238 billion US dollars (with an increase of 11.9% year on year), 2.832 billion US dollars (with an increase of 26.55% year on year) and 2.706 billion US dollars (with a decrease of 4.44% year on year).

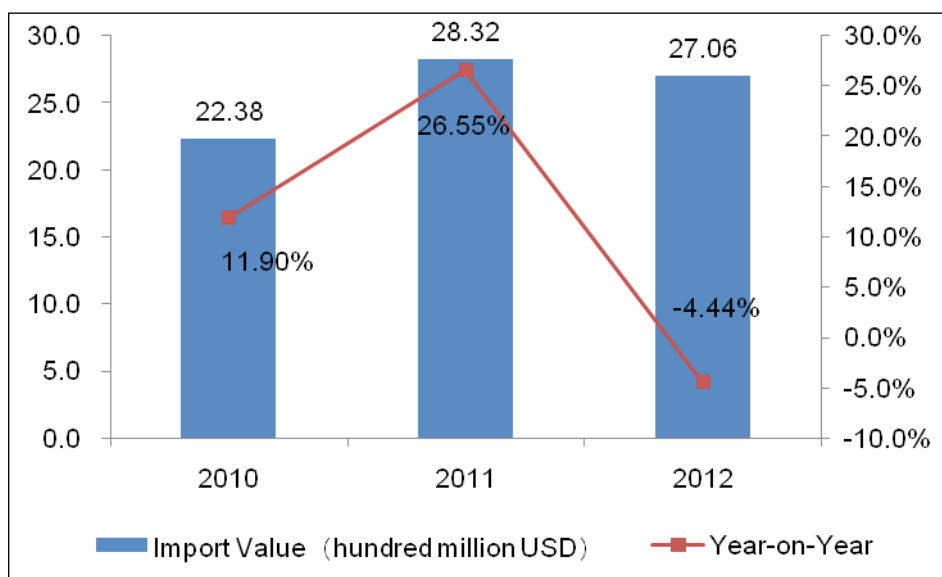
China is Germany bags, cases & boxes major sourcing country. Germany's import value of bags, cases & boxes from China amounted to \$ 1.4 billion in 2012, followed by Italy, the second largest import sourcing country, with import value of \$ 0.26 billion. China's competitive advantage is obvious.

In the first half of 2013, Germany bags, cases & boxes major sourcing Countries are the United States, Japan, France and Germany, etc. China ranked the eighth. Germany's import value of bags, cases & boxes from China amounted to 740 million dollars from Jan. to June in 2013, with a decrease of 1.73% year on year.

1. Germany Bags, Cases & Boxes Industry Imports from 2010 to 2012

1.1. Germany Bags, Cases & Boxes (HS: 4202) Industry Imports from 2010 to 2012

1.1.1. Germany Bags, Cases & Boxes Import Value Annual Trend from 2010 to 2012



The import value of Germany bags, cases & boxes showed an inverted “V” trend from 2010 to 2012. The import value of the three years amounted to 2.238 billion US dollars (with an increase of 11.9% year on year), 2.832 billion US dollars (with an increase of 26.55% year on year) and 2.706 billion US dollars (with a decrease of 4.44% year on year).

1.1.2. Germany Bags, Cases & Boxes Major Sourcing Countries/Regions from 2010 to 2012

(Unit: Thousand USD)

Countries/Regions	2010	2011	2012
China	1,298,651	1,482,573	1,402,566
Italy	131,675	207,423	257,370
France	123,998	172,012	172,154
India	131,564	169,451	160,640
Vietnam	117,095	142,428	149,034
Netherlands	50,602	135,013	70,837
Belgium	45,816	51,894	46,402
Switzerland	51,262	82,618	45,732
Czech	28,592	40,380	44,468
Hong Kong	29,432	45,479	39,577
Thailand	28,385	34,793	35,589
UK	34,638	41,784	35,568
Spain	26,322	32,657	32,596
Turkey	18,396	18,978	21,055
USA	13,392	15,776	18,410
Poland	10,929	16,432	17,420
Ireland	4,833	13,844	16,354
Indonesia	10,205	16,663	15,011
Romania	5,796	10,657	13,291
Hungary	6,522	10,517	12,126

China is Germany bags, cases & boxes major sourcing country. Germany's import value of bags, cases & boxes from China amounted to 1.4 billion US dollars in 2012, followed by Italy, the second largest import sourcing country, with import value of 0.26 billion US dollars. China's competitive advantage is obvious.

1.1.3. Germany Bags, Cases & Boxes Major Sourcing Countries/Regions Market Share Trend from 2010 to 2012

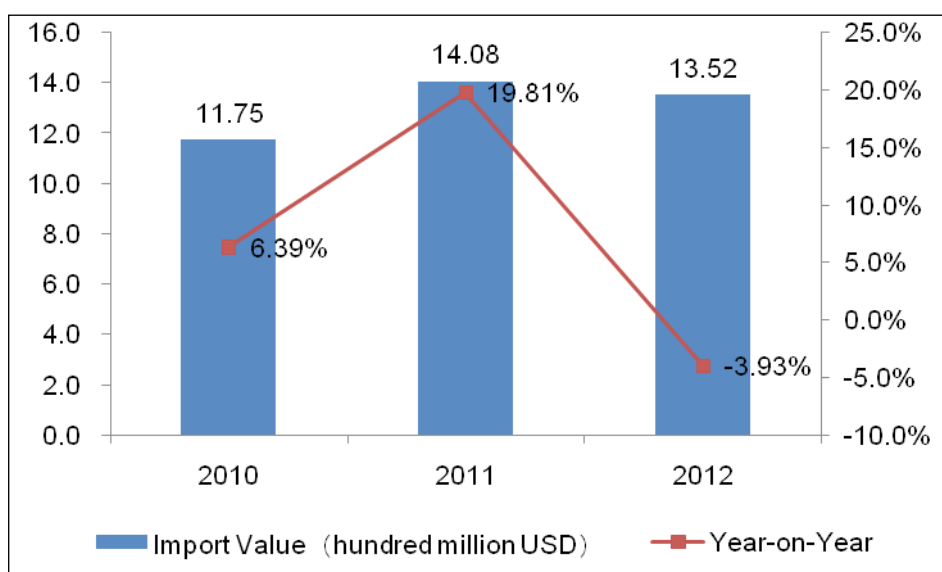
Countries/Regions	2010	2011	2012
China ↓	58.03%	52.35%	51.83%
Italy ↑	5.88%	7.32%	9.51%
France ↑	5.54%	6.07%	6.36%
India	5.88%	5.98%	5.94%
Vietnam	5.23%	5.03%	5.51%
Netherlands	2.26%	4.77%	2.62%
Belgium ↓	2.05%	1.83%	1.71%
Switzerland	2.29%	2.92%	1.69%
Czech ↑	1.28%	1.43%	1.64%
Hong Kong	1.32%	1.61%	1.46%
Thailand	1.27%	1.23%	1.32%
UK ↓	1.55%	1.48%	1.31%
Spain	1.18%	1.15%	1.20%
Turkey	0.82%	0.67%	0.78%
USA	0.60%	0.56%	0.68%
Poland ↑	0.49%	0.58%	0.64%
Ireland ↑	0.22%	0.49%	0.60%
Indonesia	0.46%	0.59%	0.55%
Romania ↑	0.26%	0.38%	0.49%
Hungary ↑	0.29%	0.37%	0.45%

Note: “↑” represents that the indicators listed continued to increase from 2010 to 2012, “↓” represents that the indicators listed continued to decrease from 2010 to 2012.

Judging from the import market share trend, the market share of Italy, France, Czech, Poland, Ireland, Romania and Hungary continued to increase while that of China, Belgium and United Kingdom continued to decrease from 2010 to 2012.

1.2. Germany Cartons, Boxes, Cases, Bags and Other Packing Containers, of Paper, Paperboard, Cellulose Wadding or Webs of Cellulose Fibers; Box Files, Letter Trays and Similar Articles, of Paper or Paperboard of a Kind Used in Offices, Shops or The Like (HS: 4819) Industry Imports from 2010 to 2012

1.2.1. Germany Cartons, Boxes, Cases, Bags and Other Packing Containers, of Paper, Paperboard, Cellulose Wadding or Webs of Cellulose Fibers; Box Files, Letter Trays and Similar Articles, of Paper or Paperboard of a Kind Used in Offices, Shops or the Like Import Value Annual Trend from 2010 to 2012



The import value of Germany cartons, boxes, cases, bags and other packing containers, of paper, paperboard, cellulose wadding or webs of cellulose fibers; box files, letter trays and similar articles, of paper or paperboard of a kind used in offices, shops or the like amounted to about 1.352 billion US dollars, with a decrease of 3.93% year on year in 2012.

1.2.2. Germany Cartons, Boxes, Cases, Bags and Other Packing Containers, of Paper, Paperboard, Cellulose Wadding or Webs of Cellulose Fibers; Box Files, Letter Trays and Similar Articles, of Paper or Paperboard of a Kind Used in Offices, Shops or the Like Major Sourcing Countries/Regions from 2010 to 2012

(Unit: Thousand USD)

Countries/Regions	2010	2011	2012
Austria	188,291	219,392	208,199
Netherlands	143,300	162,694	156,025
China	126,255	150,350	147,540
Switzerland	119,930	135,050	130,514
Italy	114,506	140,327	127,425
Poland	94,461	119,807	106,348
France	82,216	100,949	105,398
Czech	91,672	107,873	95,957
Denmark	15,217	20,143	37,261
UK	29,547	41,313	37,033
Sweden	31,660	40,537	32,774
Belgium	27,896	33,391	30,123
Hungary	11,285	23,390	25,733
Turkey	20,955	24,591	23,151
Spain	13,993	20,734	17,446
USA	9,004	9,396	11,804
Lithuania	9,853	10,594	11,378
Finland	4,641	5,637	4,033
Ireland	2,202	3,010	3,908
Hong Kong	6,155	5,499	3,691

Germany cartons, boxes, cases, bags and other packing containers, of paper, paperboard, cellulose wadding or webs of cellulose fibers; box files, letter trays and similar articles, of paper or paperboard of a kind used in offices, shops or the like major sourcing Countries are Austria, the Netherlands, China, Switzerland, and Italy, etc. Germany's import value of the product from China in 2012 amounted to 150 million dollars, with a decrease of 1.87% year on year.

1.2.3. Germany Cartons, Boxes, Cases, Bags and Other Packing Containers, of Paper, Paperboard, Cellulose Wadding or Webs of Cellulose Fibers; Box Files, Letter Trays and Similar Articles, of Paper or Paperboard of a Kind Used in Offices, Shops or the Like Major Sourcing Countries/Regions Market Share Trend from 2010 to 2012

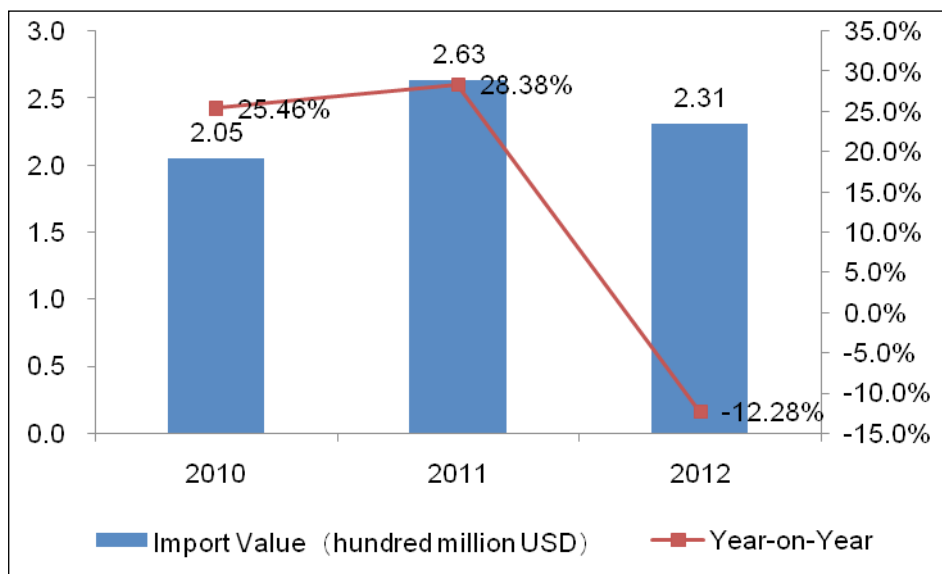
Countries/Regions	2010	2011	2012
Austria ↓	16.03%	15.59%	15.39%
Netherlands ↓	12.20%	11.56%	11.54%
China	10.75%	10.68%	10.91%
Switzerland	10.21%	9.59%	9.65%
Italy	9.75%	9.97%	9.42%
Poland	8.04%	8.51%	7.86%
France ↑	7.00%	7.17%	7.79%
Czech ↓	7.80%	7.66%	7.10%
Denmark ↑	1.30%	1.43%	2.76%
UK	2.51%	2.93%	2.74%
Sweden	2.69%	2.88%	2.42%
Belgium	2.37%	2.37%	2.23%
Hungary ↑	0.96%	1.66%	1.90%
Turkey ↓	1.78%	1.75%	1.71%
Spain	1.19%	1.47%	1.29%
USA	0.77%	0.67%	0.87%
Lithuania	0.84%	0.75%	0.84%
Finland	0.40%	0.40%	0.30%
Ireland ↑	0.19%	0.21%	0.29%
Hong Kong ↓	0.52%	0.39%	0.27%

Note: “↑”represents that the indicators listed continued to increase from 2010 to 2012, “↓”represents that the indicators listed continued to decrease from 2010 to 2012.

Judging from the import market share trend, the market share of France, Hungary and Ireland continued to increase while that of Austria, the Netherlands, Czech, Turkey and Hong Kong continued to decrease from 2010 to 2012.

1.3. Germany Sacks and Bags, of a Kind Used for the Packing of Goods (HS: 6305) Industry Imports from 2010 to 2012

1.3.1. Germany Sacks and Bags, of a Kind Used for the Packing of Goods (HS: 6305) Import Value Annual Trend from 2010 to 2012



The import value of Germany sacks and bags, of a kind used for the packing of goods showed an inverted “V” trend from 2010 to 2012. The import value of the three years amounted to 205 million US dollars (with an increase of 25.46% year on year), 263 million US dollars (with an increase of 28.38% year on year) and 231 million US dollars (with a decrease of 12.28% year on year).

1.3.2. Germany Sacks and Bags, of a Kind Used for the Packing of Goods Major Sourcing Countries/Regions from 2010 to 2012

(Unit: Thousand USD)

Countries/Regions	2010	2011	2012
Turkey	76,960	94,274	80,565
India	29,615	45,314	37,120
China	31,419	36,835	31,034
Poland	7,736	12,366	14,440
Romania	7,377	14,806	13,889
Czech	8,491	11,017	10,194
Netherlands	9,664	9,936	8,510
Bangladesh	5,061	6,821	5,794
Ukraine	3,376	1,973	3,285
Italy	2,513	3,972	2,772
UK	2,619	1,919	2,576
Greece	466	2,540	2,498
Estonia	2,448	2,110	1,994
Thailand	2,402	2,746	1,515
Vietnam	2,634	1,933	1,446
France	1,227	1,133	1,342
Serbia	262	327	1,255
Luxemburg	325	847	1,132
Indonesia	762	926	1,037
Switzerland	664	676	1,005

Germany sacks and bags, of a kind used for the packing of goods major sourcing Countries are Turkey, India, China, Poland and Romania, etc. China ranked the third. Germany's import value of the product from China in 2012 amounted to 30 million dollars, with a decrease of 15.75% year on year.

1.3.3. Germany Sacks and Bags, of a Kind Used for the Packing of Goods Major Sourcing Countries/Regions Market Share Trend from 2010 to 2012

Countries/Regions	2010	2011	2012
Turkey ↓	37.53%	35.81%	34.89%
India	14.44%	17.21%	16.07%
China ↓	15.32%	13.99%	13.44%
Poland ↑	3.77%	4.70%	6.25%
Romania ↑	3.60%	5.62%	6.01%
Czech ↑	4.14%	4.18%	4.41%
Netherlands ↓	4.71%	3.77%	3.68%
Bangladesh	2.47%	2.59%	2.51%
Ukraine	1.65%	0.75%	1.42%
Italy	1.23%	1.51%	1.20%
UK	1.28%	0.73%	1.12%
Greece ↑	0.23%	0.96%	1.08%
Estonia	1.19%	0.80%	0.86%
Thailand ↓	1.17%	1.04%	0.66%
Vietnam ↓	1.28%	0.73%	0.63%
France	0.60%	0.43%	0.58%
Serbia	0.13%	0.12%	0.54%
Luxemburg ↑	0.16%	0.32%	0.49%
Indonesia	0.37%	0.35%	0.45%
Switzerland	0.32%	0.26%	0.44%

Note: “↑” represents that the indicators listed continued to increase from 2010 to 2012, “↓” represents that the indicators listed continued to decrease from 2010 to 2012.

Judging from the import market share trend, the market share of Poland, Romania, Czech, Greece and Luxemburg continued to increase while that of Turkey, China, the Netherlands, Thailand and Vietnam continued to decrease from 2010 to 2012.

Source: UN COMTRADE

2. Germany Bags, Cases & Boxes (HS: 4202) Industry Imports from Jan. to June of 2013

2.1. Germany Bags, Cases & Boxes (HS: 4202) Major Sourcing Countries/Regions from Jan. to June of 2013

(Unit: Thousand USD)

Countries/Regions	Value	Compared to the Same Period of Last Year
USA	5,148,034	3.86%
Japan	2,610,523	-6.44%
France	1,648,071	-1.43%
Germany	1,424,870	10.31%
UK	1,199,809	0.84%
Italy	1,168,442	-4.69%
South Korea	912,018	10.02%
China	735,648	-1.73%
Netherlands	596,048	13.06%
Canada	578,784	5.68%
Spain	576,769	-3.13%
The Russian Federation	497,990	21.08%
Belgium	486,697	5.21%
Singapore	457,325	6.69%
Australia	432,812	10.62%
Switzerland	402,311	-0.68%
Mexico	297,411	12.47%
Austria	230,329	4.67%
Brazil	222,461	0.26%
Turkey	190,448	15.70%

In the first half of 2013, Germany bags, cases & boxes major sourcing Countries are the United States, Japan, France and Germany, etc. China ranked the eighth. Germany's import value of bags, cases & boxes from China amounted to 740 million dollars from Jan. to June in 2013, with a decrease of 1.73% year on year.

2.2. Germany Cartons, Boxes, Cases, Bags and Other Packing Containers, of Paper, Paperboard, Cellulose Wadding or Webs of Cellulose Fibers; Box Files, Letter Trays and Similar Articles, of Paper or Paperboard of a Kind Used in Offices, Shops or the Like (HS: 4819) Major Sourcing Countries/Regions from Jan. To June of 2013

(Unit: Thousand USD)

Countries/Regions	Value	Compared to the Same Period of Last Year
USA	947,413	4.78%
France	863,684	-0.16%
Germany	649,491	3.83%
Mexico	557,838	-0.17%
UK	444,721	3.83%
Belgium	359,411	3.08%
Canada	357,716	5.57%
Netherlands	353,729	4.33%
Switzerland	301,871	0.92%
Poland	221,227	1.01%
Spain	215,227	-4.87%
The Russian Federation	196,891	8.34%
Japan	188,744	-2.53%
Austria	188,042	-2.16%
Italy	186,821	6.61%
Czech	154,188	5.27%
Denmark	139,286	-11.83%
Sweden	124,845	-3.86%
Indonesia	109,519	9.36%
Australia	101,297	4.96%

In the first half of 2013, Germany cartons, boxes, cases, bags and other packing containers, of paper, paperboard, cellulose wadding or webs of cellulose fibers; box files, letter trays and similar articles, of paper or paperboard of a kind used in offices, shops or the like major sourcing Countries are the United States, France, Germany, Mexico, the United Kingdom and Belgium, etc.

2.3. Germany Sacks and Bags, of a Kind Used for the Packing of Goods (HS: 6305) Major Sourcing Countries/Regions from Jan. To June of 2013

(Unit: Thousand USD)

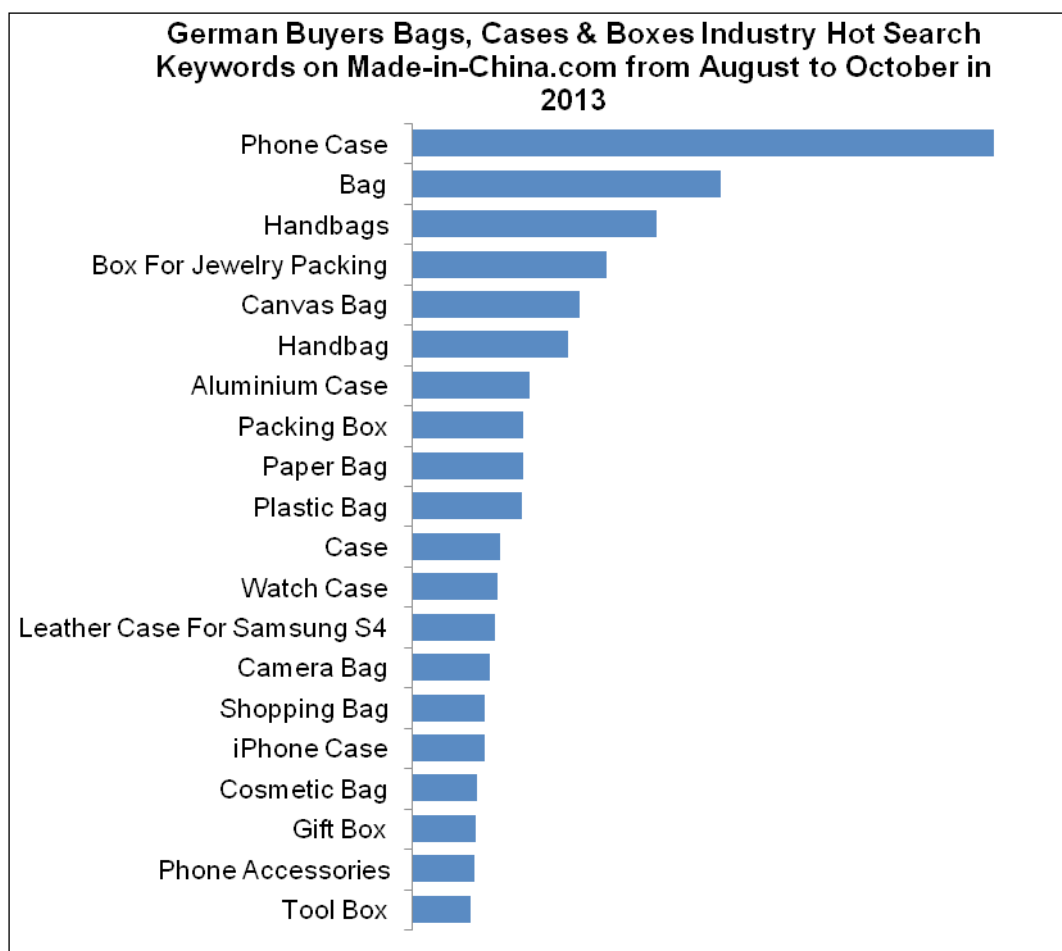
Countries/Regions	Value	Compared to the Same Period of Last Year
USA	268,143	1.04%
Japan	188,368	5.93%
Germany	124,549	13.18%
South Korea	99,343	8.10%
France	97,476	12.60%
Netherlands	67,180	9.25%
Thailand	58,875	-15.77%
The Russian Federation	57,405	25.10%
Belgium	54,742	9.51%
Australia	53,820	-19.07%
Italy	50,207	-0.66%
UK	49,945	-6.43%
Spain	49,407	17.39%
Canada	44,355	5.39%
India	39,327	1.43%
Mexico	28,293	9.53%
Sweden	19,006	1.90%
Poland	18,764	10.97%
Columbia	18,327	12.93%
China	17,880	-16.79%

In the first half of 2013, Germany sacks and bags, of a kind used for the packing of goods major sourcing Countries are The United States, Japan, Germany, South Korea and France, etc.

Source: UN COMTRADE

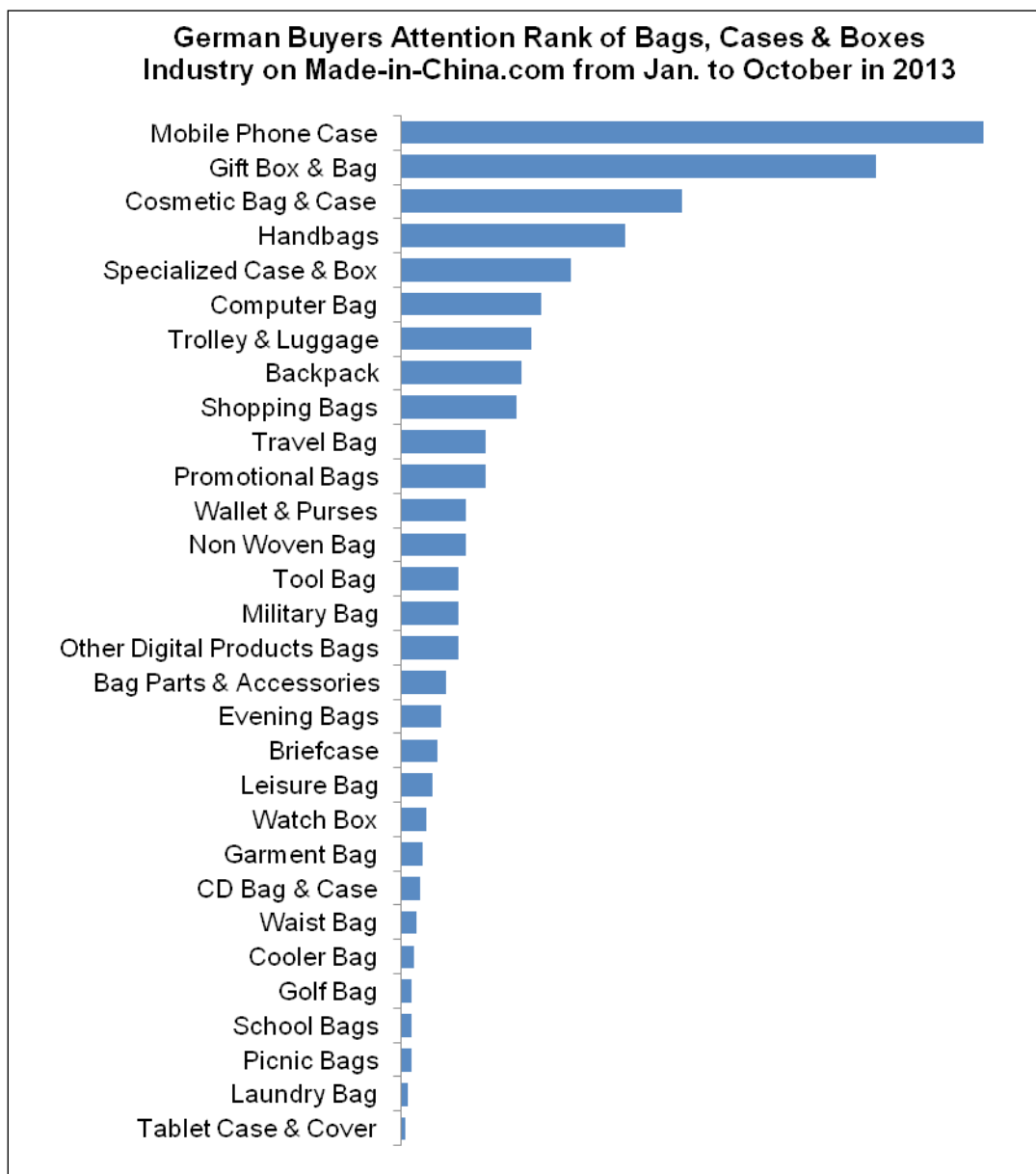
3. German Buyers Attention to Bags, Cases & Boxes Analysis on Made-in-China.com

3.1. German Buyers Bags, Cases & Boxes Industry Hot Search Keywords on Made-in-China.com from August to October in 2013



German buyers' bags, cases & boxes industry hottest search keyword on Made-in-China.com from August to October in 2013 was Phone Case, followed by Bag, Handbags and etc.

3.2. German Buyers Attention Rank of Bags, Cases & Boxes Industry on Made-in-China.com from Jan. to October in 2013



According to the data of Jan.-October on Made-in-China.com showed that German buyers paid the most attention to Mobile Phone Case, followed by Gift Box & Bag.

Source: Made-in-China.com

The IAR Team of Made-in-China.com dedicates to surveying,excavating and collating industry information for supplying the service of timely and exact information analysis, providing necessary information and dates for clients'decision.

Thanks for reading the report, if you have any questions,opinions or advices, please contact us.

Name: Ms. Zhang Li

E-mail: iar@made-in-china.com

Web: <http://www.made-in-china.com/communication/market-analysis.html>



- This report is made by Focus Technology Co., Ltd, all the brands and logos are owed by the person of trade mark right,without the paper promise, any organization or individual shouldn't encroach the legal interest of the right.
- All the written languages, pictures and charts are protected by Chinese intellectual property law. Also there are some written languages and data collected from public information, without the person of the original copyright, any organization or individual can't use them for other business intention.
- The data of the report is acquired by researcher with the method of market collecting. As the confine of source and area,maybe the report can't absolutely reflect the market situations. We wouldn't take on the legal liability of the report's accuracy.
- This report is only available to be a reference for clients, not use for business purposes; we wouldn't take on the legal liability of the contents relating to legal questions.