

Office Furniture

Industry Analysis Report

2013.01



Made-in-China.com



Produced by IAR Team
Focus Technology Co., Ltd

Contents

1. Chinese Furniture Industry Overview.....	3
2. Chinese Office Furniture Industry Export in 2012.....	4
2.1. Export Value & Major Countries/Regions for Chinese Metal Office Furniture from Jan. to Nov. in 2012	4
2.2. Export Value & Major Countries/Regions for Chinese Wood Office Furniture from Jan. to Nov. in 2012.....	4
3. Major Countries for Global Office Furniture Industry Import in 2012.....	6
3.1. Major Countries for Metal Office Furniture Import from Jan. to Sep. in 2012	6
3.2. Major Countries for Wood Office Furniture Import from Jan. to Sep. in 2012	6
4. Major Countries for Global Office Furniture Industry Export in 2012	7
4.1. Major Countries for Metal Office Furniture Export from Jan. to Sep. in 2012	7
4.2. Major Countries for Wood Office Furniture Export from Jan. to Sep. in 2012	7
5. Data for Office Furniture Industry from Made-in-China.com.....	8
5.1. Hot Products for Office Furniture Industry from Made-in-China.com	8
5.2. Buyer's Distribution for Office Furniture Industry from Made-in-China.com	9

Summary:

The total export value for Chinese metal office furniture from Jan. to Nov. in 2012 was about 0.4 billion USD, and increased 47.7% year on year. The major importers were USA, Australia, Hong Kong, Japan and Indonesia. Except Japan, all the export value increased year on year to an extent, to Australia 99.2% and to Indonesia 79.1%. The USA occupied 14.6% of the total export value for Chinese metal office furniture from Jan. to Nov. in 2012.

From Jan. to Sep. in 2012 the major exporters for global wood office furniture were China, Canada, Italy, Germany and Sweden. With a total export value of 0.61 billion USD from Jan. to Sep., China ranked first and increased 13.7% year on year. With a total export value of 0.29 billion USD, Canada followed and increased 0.6% year on year.

1. Chinese Furniture Industry Overview

The output value for Chinese furniture industry in 2011 was 1010 billion RMB, and the export value was 38.28 billion USD. The total output value for Chinese furniture industry from Jan. to Sep. in 2012 achieved 398.753 billion RMB, and increased 16.47% year on year; the total sales value achieved 391.19 billion RMB, and increased 16.50% year on year. According to the statistics of Zhejiang Furniture Industry Association from Jan. to Nov.2012, the output value for Chinese furniture industry more than 3000 companies in 2012 will reach 135 billion RMB, and will increase 11.5% year on year; the export value will reach 9 billion USD, and increased 12.7% year on year.

Chinese furniture industry is going to change in 2013: “reduce production capacity” in the manufacturing industry; non-trade export barriers in traditional developed countries like “U.S. Wood Products Formaldehyde Regulations”, “EU Timber Rules”, “Lacey Act”, etc.; strong export competitors from emerging countries like Vietnam, Malaysia and Thailand from Southeast Asia, Turkey from Central Asia, Poland and Romania from Eastern Europe, and Mexico from South America; diversified and personalized retail modes. In addition, custom furniture will become the development trend of furniture industry in the future.

2. Chinese Office Furniture Industry Export in 2012

2.1. Export Value & Major Countries/Regions for Chinese Metal Office Furniture(HS: 940310)from Jan. to Nov. in 2012

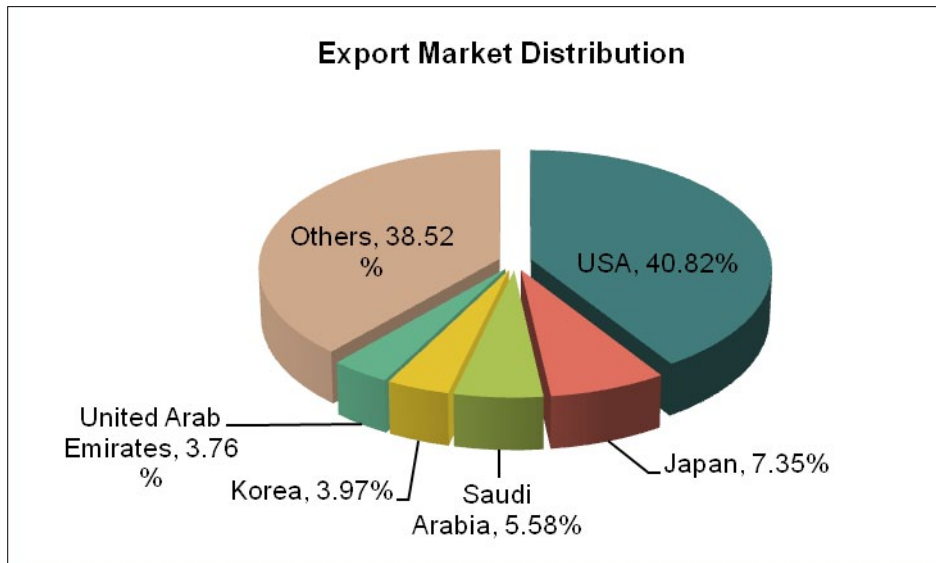
No.	Countries/Regions	Export Value (Million USD)	Year on Year
	Total	403.9	47.7%
1	USA	58.9	23.3%
2	Australia	34.4	99.2%
3	Hong Kong	24.4	9.9%
4	Japan	21.8	-2.7%
5	Indonesia	18.9	79.1%



The total export value for Chinese metal office furniture from Jan. to Nov. in 2012 was about 0.4 billion USD, and increased 47.7% year on year. The major Importers were USA, Australia, Hong Kong, Japan and Indonesia. Except Japan, all the export value increased year on year to an extent, to Australia 99.2% and to Indonesia 79.1%. The USA occupied 14.6% of the total export value for Chinese metal office furniture from Jan. to Nov. in 2012.

2.2. Export Value & Major Countries/Regions for Chinese Wood Office Furniture(HS: 940330)from Jan. to Nov. in 2012

No.	Countries/Regions	Export Value (Million USD)	Year on Year
	Total	756.5	14.4%
1	USA	308.8	22.3%
2	Japan	55.6	11.8%
3	Saudi Arabia	42.2	27.5%
4	South Korea	30.0	5.3%
5	United Arab Emirates	28.4	24.7%



The total export value for Chinese wood office furniture from Jan. to Nov. in 2012 was about 0.76 billion USD, and increased 14.4% year on year. The major Importers were USA, Japan, Saudi Arabia, South Korea and United Arab Emirates. The USA occupied 40.82% of the total export value for Chinese wood office furniture from Jan. to Nov. in 2012, which achieved 0.31 billion USD and increased 22.3% year on year

Source: Customs Information Network

3. Major Countries for Global Office Furniture Industry Import in 2012

3.1. Major Countries for Metal Office Furniture(HS: 940310)Import from Jan. to Sep. in 2012 (Sorted by Value)

Countries	Import Value (USD thousand)	Year on Year
USA	304,512	4.65%
Canada	141,264	23.02%
France	102,000	-6.16%
Germany	95,405	-7.50%
United Kingdom	82,401	-4.03%

The major countries for global metal office furniture import from Jan. to Sep. in 2012 were USA, Canada, France, Germany and United Kingdom. USA's total import value from Jan. to Sep. in 2012 was about 0.3 billion USD, increased 4.65% year on year.

3.2. Major Countries for Wood Office Furniture(HS: 940330)Import from Jan. to Sep. in 2012 (Sorted by Value)

Countries	Import Value(USD thousand)	Year on Year
USA	676,374	12.95%
France	116,640	0.95%
Canada	105,475	25.17%
Germany	97,358	7.14%
United Kingdom	81,651	-2.99%

The major countries for wood office furniture import from Jan. to Sep. in 2012 were USA, France, Canada, Germany and United Kingdom. According to statistics, with a total import value of 0.68 billion USD from Jan. to Sep. in 2012, USA ranked first and increased 12.95% year on year. With a total import value of 0.12 billion USD, France followed and increased 0.95% year on year.

Source: UN COMTRADE

4. Major Countries for Global Office Furniture Industry Export in 2012

4.1. Major Countries for Metal Office Furniture(HS: 940310)Export from Jan. to Sep. in 2012 (Sorted by Value)

Countries	Export Value (USD thousand)	Year on Year
China	319,983	47.19%
USA	198,070	17.38%
Canada	180,303	3.22%
Italy	132,896	-13.77%
Germany	128,310	-28.67%

The major countries for global metal office furniture export from Jan. to Sep. in 2012 were China, USA, Canada, Italy and Germany. With an export value of 0.32 billion USD from Jan. to Sep., China ranked first and increased 47.2% year on year. With an export value of 0.2 billion USD, USA followed and increased 17.4% year on year. With an export value of 0.18 billion USD, Canada ranked third and increased 3.2% year on year.

4.2. Major Countries for Wood Office Furniture(HS: 940330)Export from Jan. to Sep. in 2012 (Sorted by Value)

Countries	Export Value (USD thousand)	Year on Year
China	611,055	13.70%
Canada	290,593	0.63%
Italy	220,899	-8.82%
Germany	201,313	-2.31%
Sweden	139,325	-3.77%

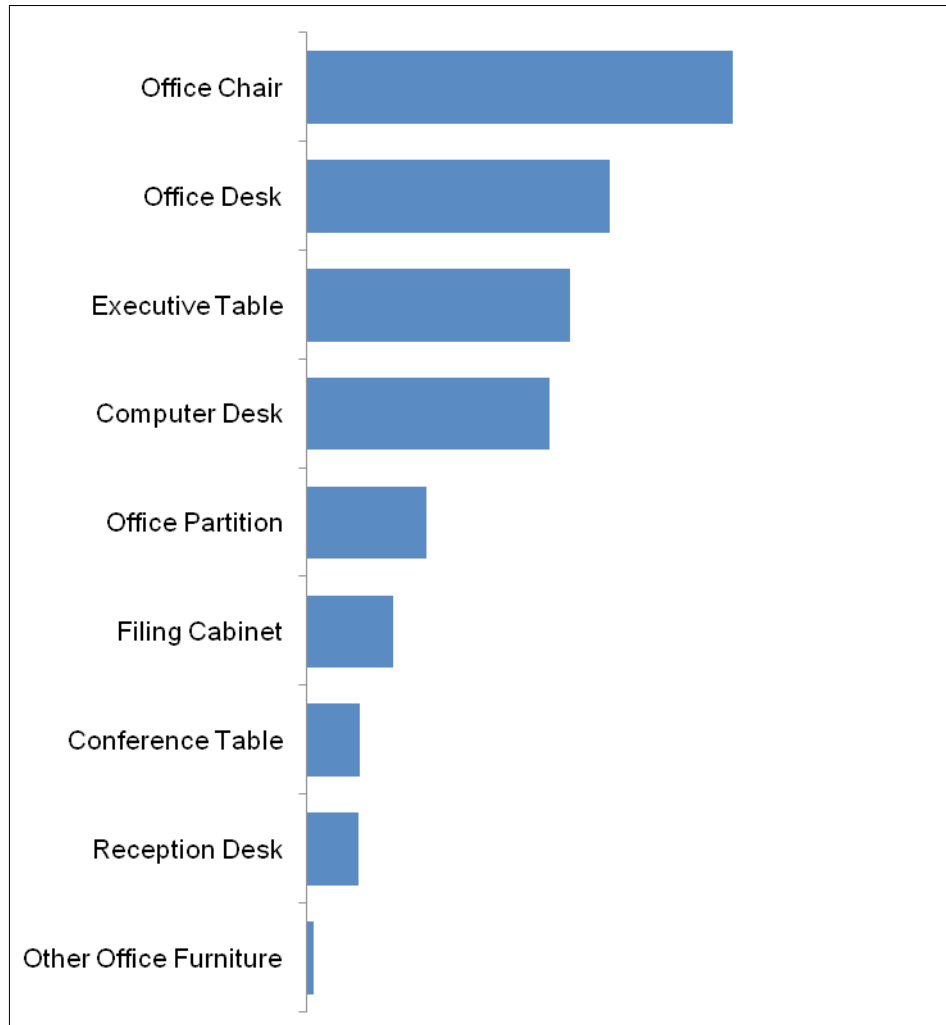
The major countries for global wood office furniture export from Jan. to Sep. in 2012 were China, Canada, Italy, Germany and Sweden. With a total export value of 0.61 billion USD from Jan. to Sep., China ranked first and increased 13.7% year on year. With a total export value of 0.29 billion USD, Canada followed and increased 0.6% year on year.

Source: UN COMTRADE

5. Data for Office Furniture Industry from Made-in-China.com

5.1. Hot Products for Office Furniture Industry from Made-in-China.com

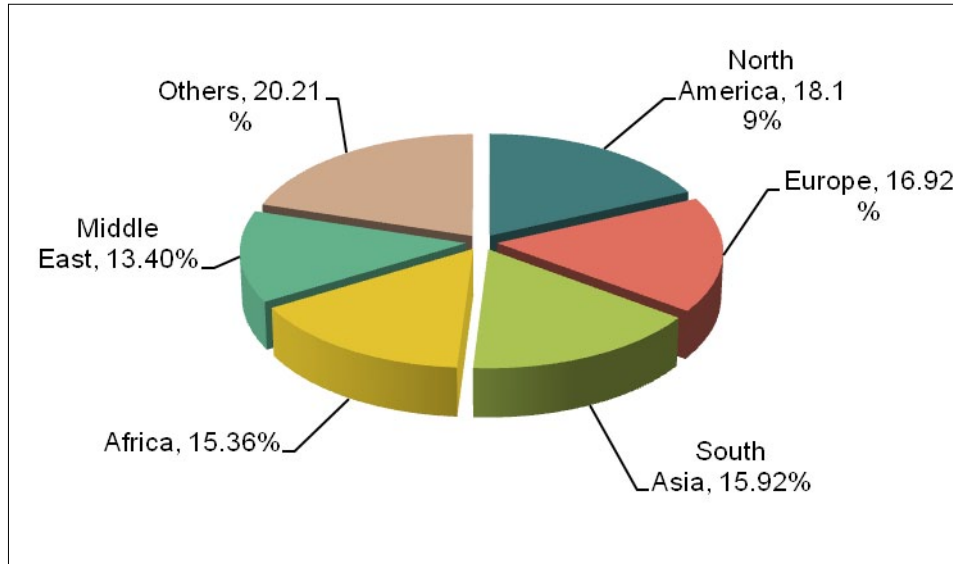
Statistics from Jan. to Dec. in 2012(Sorted by number of visits)



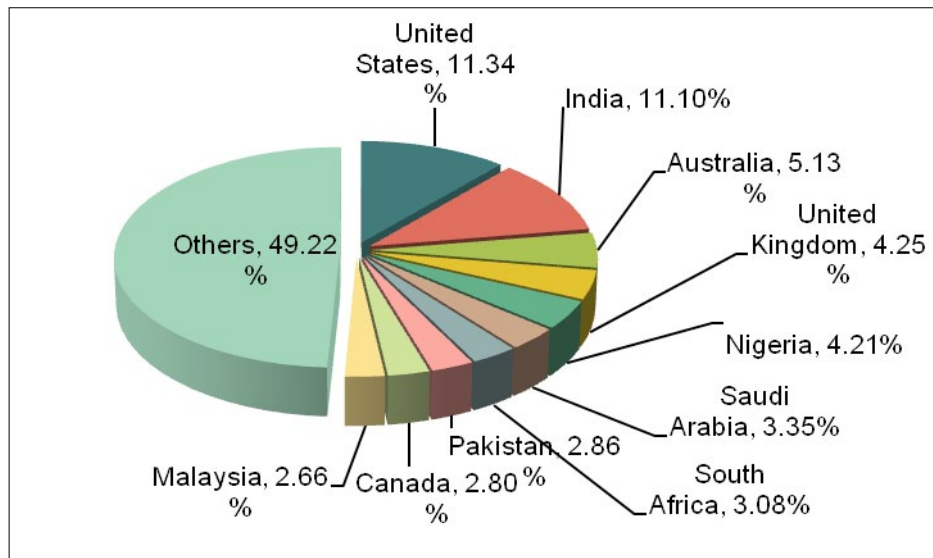
5.2. Buyer's Distribution for Office Furniture Industry from Made-in-China.com

Statistics from Jan. to Dec. in 2012(Sorted by Inquiry)

Distributed by Continent:



Distributed by Countries:



Source: Made-in-China.Com

The IAR Team of Made-in-China.com dedicates to surveying,excavating and collating industry information for supplying the service of timely and exact information analysis, providing necessary information and dates for clients'decision.

Thanks for reading the report, if you have any questions,opinions or advices, please contact us.

Name: Ms. Zhang Li *E-mail:* iar@made-in-china.com

Web: <http://www.made-in-china.com/communication/market-analysis.html>



Made-in-China.com
Connecting Buyers with China Suppliers



- The copyright of this report belongs to Focus Technology Co., LTD. All contents, including words, pictures and charts, are protected by relevant laws and regulations of Chinese intellectual property rights. Without the written permission, any organization or individual cannot use the information of this report in any form.
- Parts of the words and data of this report have been collected from public information sources and the copyrights belong to the original copyright holder. Without the permission of the holder and Focus Technology Co., LTD., any organization or individual cannot reuse the information in any form.
- Figures released in this report may not fully reflect actual market situation, due to the limit of research methods and the scope of samples. Focus Technology Co., LTD. does not assume legal responsibility for the accuracy of the figures in this report.