


Infant Apparel & Accessories

Industry Analysis Report

2012.03



Made-in-China.com



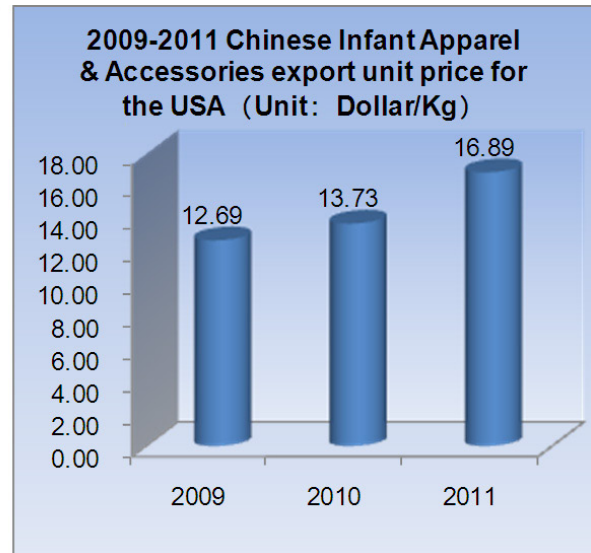
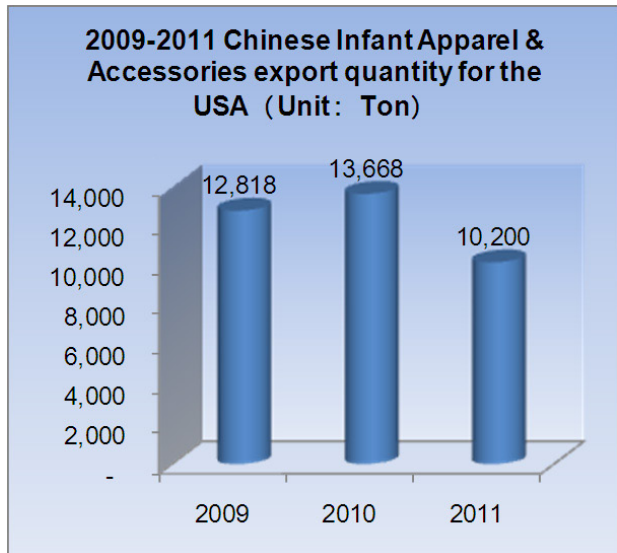
Produced by IAR Team
Focus Technology Co., Ltd

Contents

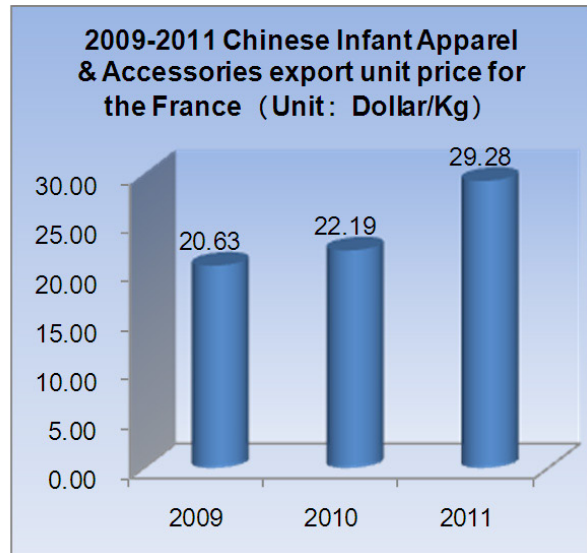
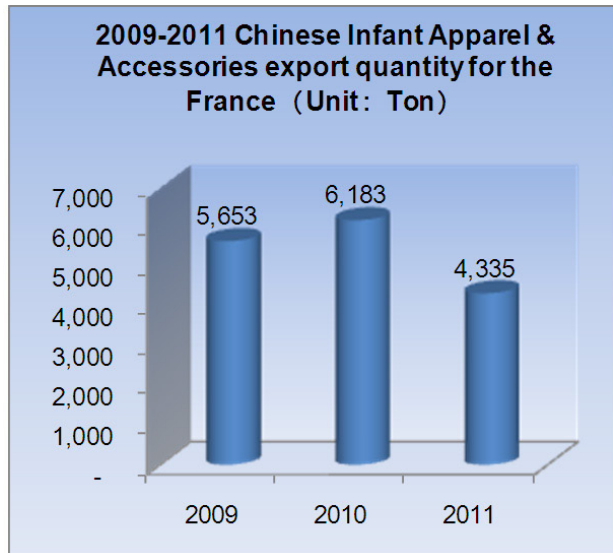
1. 2009-2011 Chinese Infant Apparel & Accessories Export Situation	3
1.1. 2009-2011 Chinese Infant Apparel & Accessories export situation for the USA.....	3
1.2. 2009-2011 Chinese Infant Apparel & Accessories export situation for the France.....	3
1.3. 2009-2011 Chinese Infant Apparel & Accessories export situation for the Spain.....	4
1.4. 2009-2011 Chinese Infant Apparel & Accessories export situation for the Italy	4
1.5. 2009-2011 Chinese Infant Apparel & Accessories export situation for the Russian Federation.....	5
2. 2009-2011 The countries demanding for Infant Apparel & Accessories import situation	6
2.1. 2009-2011 The USA Infant Apparel & Accessories import situation	6
2.2. 2009-2011 The France Infant Apparel & Accessories import situation	6
2.3. 2009-2011 The Spain Infant Apparel & Accessories import situation	7
2.4. 2009-2011 The Italy Infant Apparel & Accessories import situation.....	8
3. Major Cities/Provinces for Infant Apparel export in 2011 from Jan. to Dec.....	9

1. 2009-2011 Chinese Infant Apparel & Accessories Export Situation

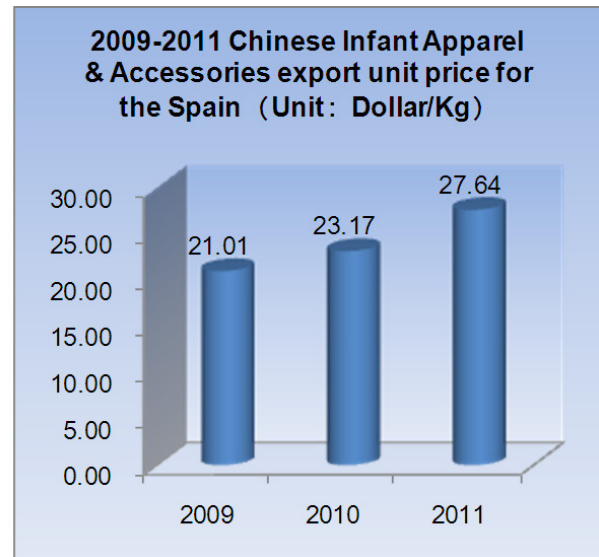
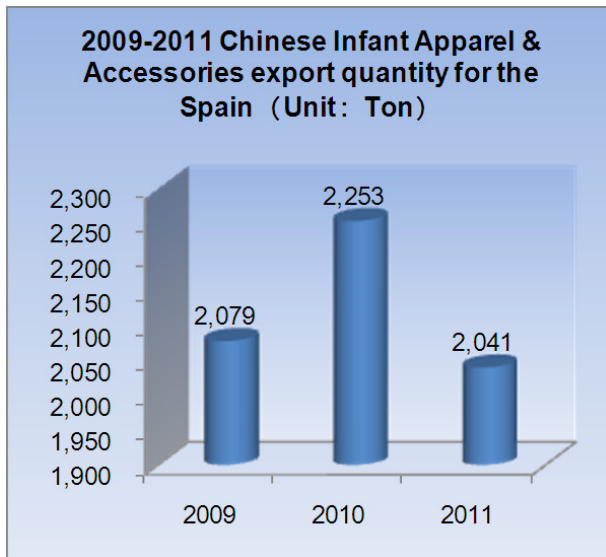
1.1. 2009-2011 Chinese Infant Apparel & Accessories export situation for the USA



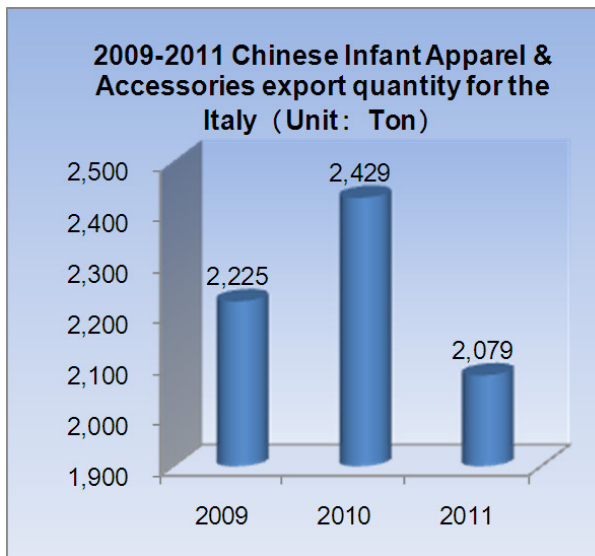
1.2. 2009-2011 Chinese Infant Apparel & Accessories export situation for the France



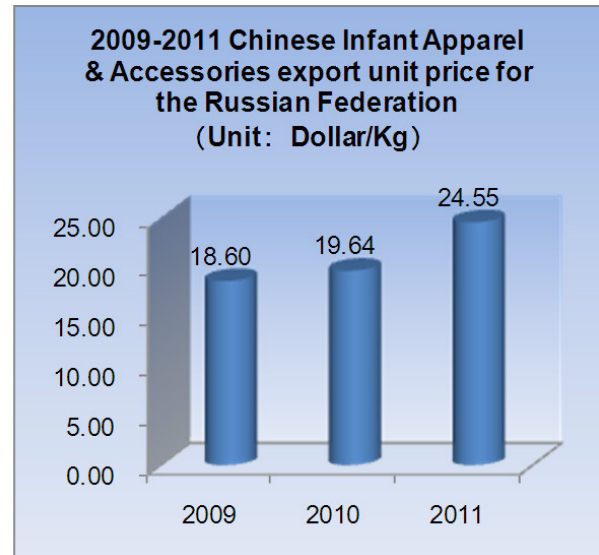
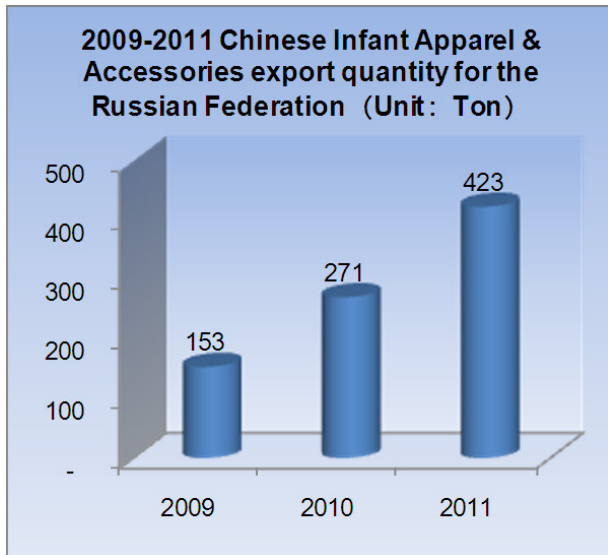
1.3. 2009-2011 Chinese Infant Apparel & Accessories export situation for the Spain



1.4. 2009-2011 Chinese Infant Apparel & Accessories export situation for the Italy



1.5. 2009-2011 Chinese Infant Apparel & Accessories export situation for the Russian Federation



2. 2009-2011 The countries demanding for Infant Apparel & Accessories import situation

2.1. 2009-2011 The USA Infant Apparel & Accessories import situation

No.	Countries/Regions	Import Value(USD thousand)		
		2009	2010	2011
	Global	546,490	569,036	612,400
1	China	227,847	239,436	238,255
2	Bangladesh	114,687	120,847	140,426
3	Vietnam	43,910	41,205	49,361
4	Indonesia	32,946	38,665	44,032
5	India	24,729	23,412	33,186
6	Philippines	23,642	24,382	24,441
7	Thailand	15,221	14,358	16,695
8	Kampuchea	9,405	9,667	10,551
9	Sri Lanka	7,169	6,803	8,269
10	Pakistan	4,055	6,254	7,868
11	Kenya	7,878	11,995	7,555
12	Salvatore	5,563	6,571	7,522
13	Lesotho	3,890	3,449	4,785
14	Egypt	5,747	6,878	3,403
15	Italy	884	1,035	2,303
16	Columbia	2,722	2,452	2,078
17	Honduras	1,764	1,541	2,075
18	Mexico	3,123	1,333	1,546
19	Canada	1,027	797	963
20	Nicaragua	215	262	715

2.2. 2009-2011 The France Infant Apparel & Accessories import situation

No.	Countries/Regions	Import Value(USD thousand)		
		2009	2010	2011
	Global	249,501	271,984	322,054
1	China	158,369	171,775	164,451
2	India	20,135	19,677	25,123
3	Bangladesh	9,481	13,853	22,735
4	Belgium	2,219	3,068	18,402
5	Madagascar	6,640	8,494	12,423
6	Tunisia	18,089	15,236	11,229
7	Holland	341	390	9,451

No.	Countries/Regions	Import Value(USD thousand)		
		2009	2010	2011
8	Morocco	8,383	8,780	9,208
9	Spain	1,618	1,459	9,138
10	Italy	4,751	6,737	9,077
11	Portugal	2,129	2,809	5,260
12	Germany	640	770	4,739
13	Pakistan	2,033	2,096	3,636
14	Britain	1,366	2,886	3,141
15	Vietnam	3,699	2,782	2,278
16	Turkey	2,350	2,358	2,268
17	Thailand	1,745	1,156	1,755
18	Switzerland	10	1,491	1,056
19	Romania	286	68	911
20	Bulgaria	412	256	744

2.3. 2009-2011 The Spain Infant Apparel & Accessories import situation

No.	Countries/Regions	Import Value(USD thousand)		
		2009	2010	2011
	Global	127,855	158,915	303,127
1	Portugal	8,497	16,137	144,076
2	China	61,222	67,405	60,999
3	France	10,650	14,260	19,355
4	Italy	9,345	11,331	16,885
5	Bangladesh	7,397	10,140	14,998
6	India	6,415	8,118	9,422
7	Morocco	6,954	8,034	8,142
8	Germany	330	574	5,546
9	Vietnam	2,964	4,269	4,431
10	Thailand	2,704	3,323	4,046
11	Turkey	1,859	2,945	3,133
12	Pakistan	1,612	2,571	2,558
13	Ireland	2,690	4,021	1,702
14	Philippines	39	682	1,488
15	Britain	482	822	1,294
16	Denmark	1	61	959
17	Holland	434	643	840
18	Belgium	705	321	611
19	Burma	624	427	483
20	Bulgaria	0	99	456

2.4. 2009-2011 The Italy Infant Apparel & Accessories import situation

No.	Countries/ Regions	Import Value(USD thousand)		
		2009	2010	2011
	total	155,713	151,674	175,720
1	China	69,414	70,038	76,653
2	France	24,997	27,531	30,946
3	Romania	11,232	12,276	10,818
4	Spain	6,407	6,618	8,614
5	Tunisia	8,356	6,661	8,038
6	Bangladesh	3,883	4,902	5,928
7	India	3,061	3,220	5,904
8	Belgium	2,273	3,887	4,118
9	Turkey	6,202	2,116	3,897
10	Morocco	5,511	2,055	2,616
11	Germany	1,451	1,197	1,946
12	Britain	757	904	1,816
13	Holland	803	1,377	1,630
14	Portugal	611	978	1,622
15	Kampuchea	8	8	1,107
16	Bulgaria	459	562	1,013
17	Denmark	621	1,005	990
18	Indonesia	1,366	994	984
19	Pakistan	394	193	949
20	Albania	806	540	943

3. Major Cities/Provinces for Infant Apparel (HS: 6209) export in 2011 from Jan. to Dec.

No.	Regions	Quantity(Kg)	Value(Dollar)
1	Jiangsu	9,416,684	216,809,852
2	Guangdong	7,866,930	119,617,125
3	Zhejiang	4,415,255	96,150,237
4	Shanghai	4,229,040	103,094,471
5	Shandong	3,646,664	87,541,583
6	Fujian	3,090,955	69,846,230
7	Henan	1,097,593	12,806,167
8	Hubei	1,085,961	12,020,902
9	Anhui	933,987	15,626,581
10	Hebei	616,065	10,251,091
11	Jiangxi	578,394	9,869,486
12	Liaoning	478,842	12,388,178
13	Tianjin	430,024	10,137,366
14	Sichuan	357,230	8,569,512
15	Beijing	307,011	8,566,422
16	Shanxi	262,911	5,662,141
17	Hunan	169,037	3,692,830
18	Guangxi Zhuang Autonomous Region	93,525	1,582,889
19	Heilongjiang	49,790	199,045
20	Guizhou	41,799	1,352,763
21	Chongqing	35,399	950,635
22	Tibet Autonomous Region	5,600	22,718
23	Jilin	4,219	48,474
24	Inner Mongolia Autonomous Region	69	10,416

The IAR Team of Made-in-China.com dedicates to surveying,excavating and collating industry information for supplying the service of timely and exact information analysis, providing necessary information and dates for clients'decision.

Thanks for reading the report, if you have any questions,opinions or advices, please contact us.

Name: Ms. Zhang Li *E-mail:* iar@made-in-china.com

Web: <http://www.made-in-china.com/communication/market-analysis.html>



Made-in-China.com
Connecting Buyers with China Suppliers



- This report is made by Focus Technology Co., Ltd, all the brands and logos are owed by the person of trade mark right,without the paper promise, any organization or individual shouldn't encroach the legal interest of the right.
- All the written languages, pictures and charts are protected by Chinese intellectual property law. Also there are some written languages and data collected from public information, without the person of the original copyright, any organization or individual can't use them for other business intention.
- The data of the report is acquired by researcher with the method of market collecting. As the confine of source and area,maybe the report can't absolutely reflect the market situations. We wouldn't take on the legal liability of the report's accuracy.
- This report is only available to be a reference for clients, not use for business purposes; we wouldn't take on the legal liability of the contents relating to legal questions.