

Optical Telescopes and Mountings Therefor

Industry Analysis Report

2013.08



Made-in-China.com



Produced by IAR Team
Focus Technology Co., Ltd.

Contents

1. China Optical Telescopes and Mountings Therefor Industry Export Enterprises Distribution	3
2. China Optical Telescopes and Mountings Therefor Industry Export Volume/ Value and Main export Countries / Regions	4
3. Jan.-Mar. 2013 Global Optical Telescopes and Mountings Therefor Industry Main Import Countries Situation	5
4. Jan.-Mar.2013 Global Optical Telescopes and Mountings Therefor Industry Main Export Countries Situation	6
5. Made-in-China.com Telescope & Binoculars Industry Data Analysis	7
5.1. Made-in-China.com Telescope & Binoculars Industry Hot Search Keywords	7
5.2. Made-in-China.com Telescope & Binoculars Buyer Distribution	8

1. China Optical Telescopes and Mountings Therefor Industry Export Enterprises Distribution

HS Code	Product Name
9005	Optical telescopes and mountings therefor; other astronomical instrument and mount therefor ,but no including instruments for rade-astronomy, The following text referred shortly called “Optical telescopes and mountings therefor”

- Jan. – May,2013 China Optical Telescopes and Mountings Therefor (HS:9005) Export Enterprises Distribution(By Export Value)

Region	Jan. – May Total Export Value(Hundred Million USD)	Proportion
Guangdong	0.38	30.62%
Zhejiang	0.21	17.47%
Jiangsu	0.17	13.56%
Yunnan	0.16	13.23%
Chongqing	0.14	11.48%

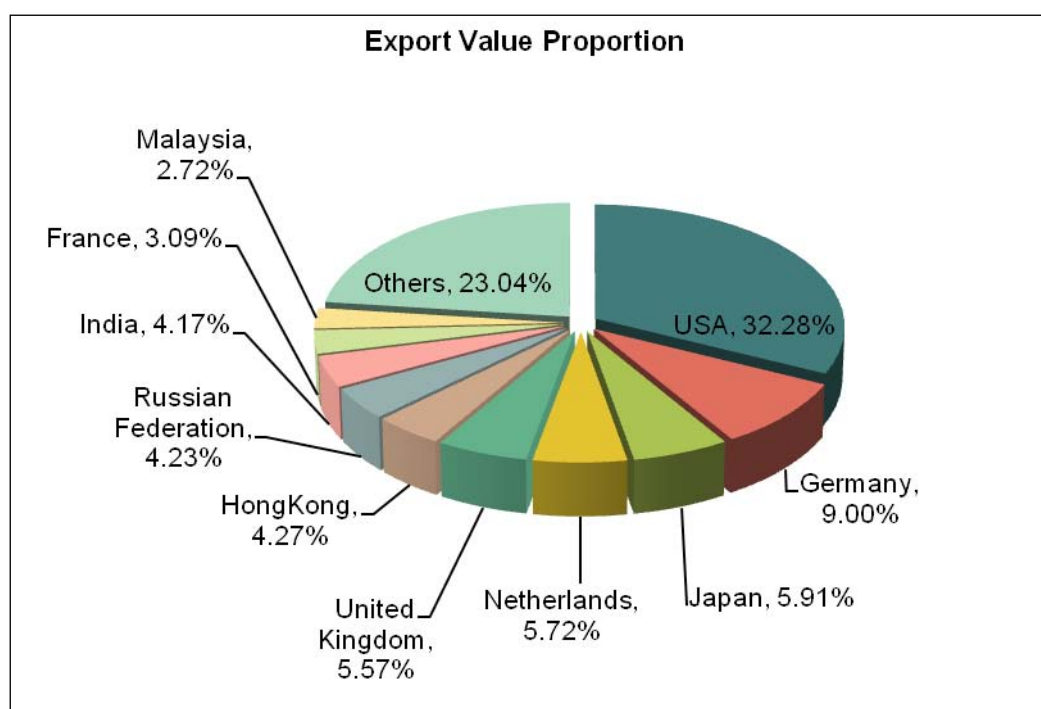
Jan.-May, 2013 export value shows that the main export sources of Optical Telescopes and Mountings Therefor are Guangdong, Zhejiang and Jiangsu .Among them ,the export value in Guangdong accounted for 30.62%.

Source: Customs Information Network

2. China Optical Telescopes and Mountings Therefor Industry Export Volume/ Value and Main export Countries / Regions

Jan. – May, 2013 China Optical Telescopes and Mountings Therefor (HS:9005) Export Volume/ Value and Main export Countries/ Regions (By Export Value)

No.	Country/ Region	Jan. – May Accumulative Total		Accumulated Over Last Year(±)	
		Volume(-)	Value (U.S. Dollar)	Volume	Value
1	USA	2,923,310	39,673,471	15.3%	32.4%
2	Germany	661,403	11,065,496	-35.9%	-1.1%
3	Japan	684,009	7,267,989	-9.8%	-10.5%
4	Netherlands	661,235	7,029,856	39.2%	34.8%
5	United Kingdom	454,633	6,842,080	15.3%	-14.1%
6	Hong Kong	629,769	5,252,548	-29.0%	-13.7%
7	Russian Federation	397,023	5,204,845	-24.2%	-24.0%
8	India	1,455,701	5,121,130	7.7%	118.9%
9	France	363,220	3,800,243	51.0%	20.5%
10	Malaysia	303,440	3,337,162	134.3%	1292.6%



From Jan.-May 2013, China's Optical Telescopes and Mountings Therefor cumulative export value is \$ 123 million and increased by 18% over the same period last year. The main export countries/ regions are the USA, Germany, Japan, Netherlands, United Kingdom, Hong Kong, Russian Federation, India, France, and Malaysia and so on. The USA is the main export market of .The USA is the main export market, accounting for China's total exports of such products 32.28%. In the first five months in 2013, among the top 10 export markets, Chinese exports to India and Malaysia rose more than 100%, an increase of 118.9% and 1292.6%.

Source: Customs Information Network

3. Jan.-Mar. 2013 Global Optical Telescopes and Mountings Therefor Industry Main Import Countries Situation

- Jan.-Mar. 2013 Optical Telescopes and Mountings Therefor (HS:9005) Main Demanded Countries(By Import Value)

Import Country/ Region	Import Value (Thousand USD)	Compared with the Same Period of Last Year(±)
USA	51,652	4.52%
United Kingdom	37,337	144.64%
Germany	19,296	-24.85%
Canada	11,795	32.65%
India	10,981	124.38%

Jan.-Mar.2013, the USA Optical Telescopes and Mountings Therefor import value is \$ 52 million, which is the main import country in the world. 2013 first quarter, United Kingdom and India, which is in the second place and fifth place, Optical Telescopes and Mountings Therefor import value grew by 144.64% and 124.38%, rapidly increased.

Source: UN Comtrade

4. Jan.-Mar.2013 Global Optical Telescopes and Mountings Therefor Industry Main Export Countries Situation

- 2012 Optical Telescopes and Mountings Therefor (HS:9005) Main Export Countries(By Import Value)

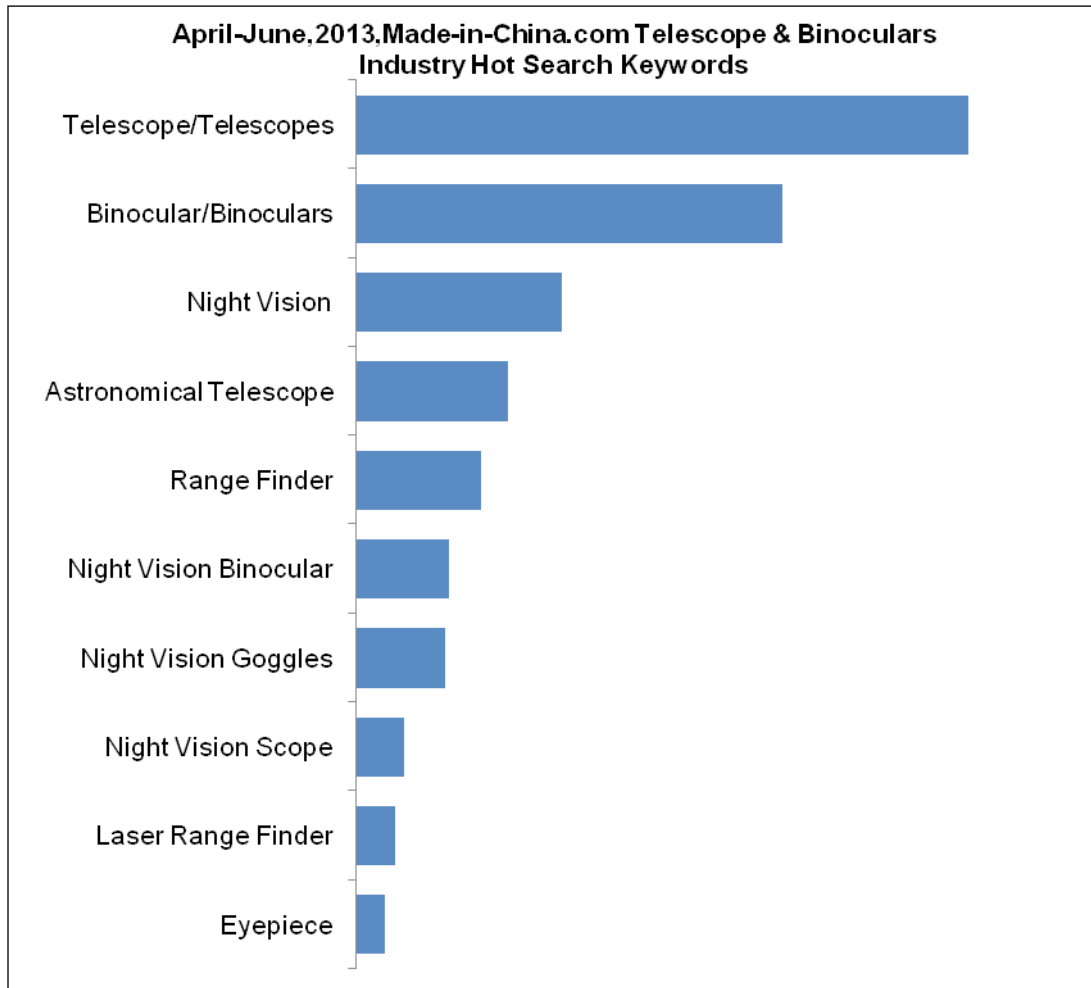
Export Country/ Region	Export Value (Thousand USD)	Compared with the Same Period of Last Year(±)
China	325,209	19.13%
USA	164,523	-29.34%
Germany	129,637	-11.22%
Hong Kong	126,068	13.02%
Israel	84,900	52.33%

In 2012 China's Optical Telescopes and Mountings Therefor export value is \$ 325 million, making China the world's largest export country.

Source: UN Comtrade

5. Made-in-China.com Telescope & Binoculars Industry Data Analysis

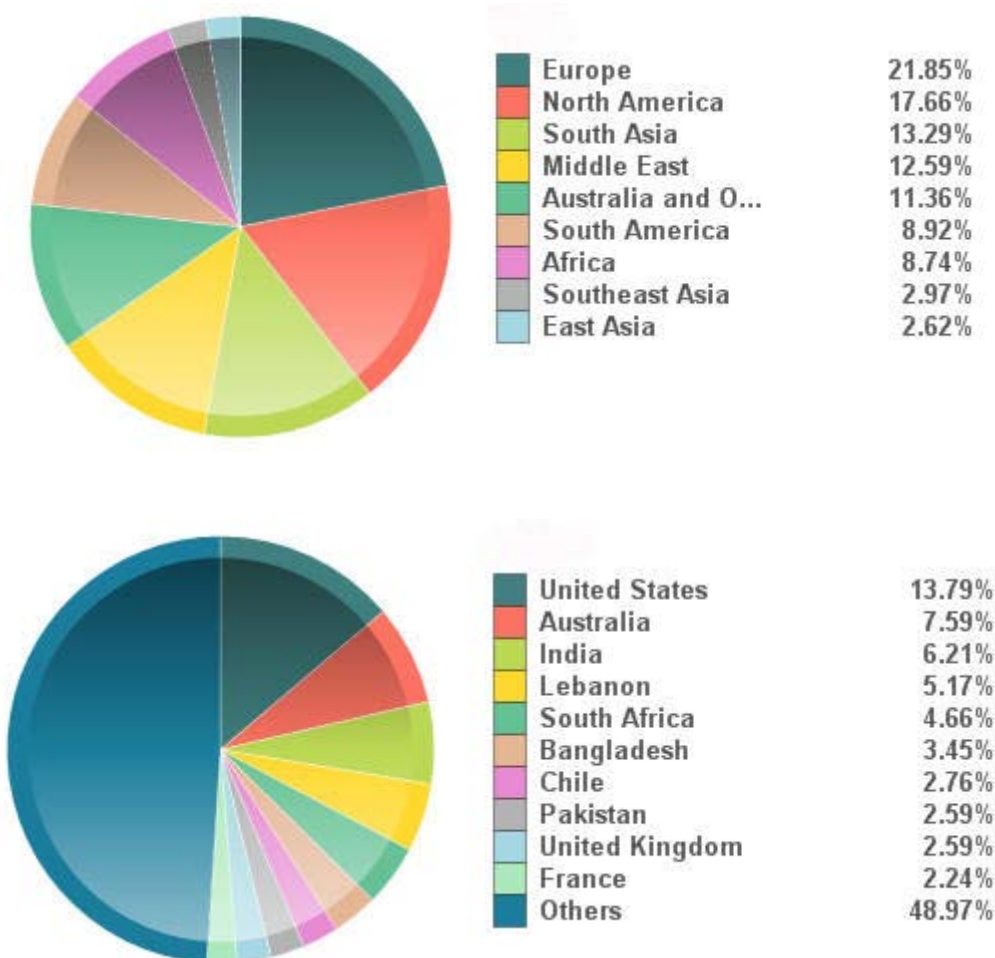
5.1. Made-in-China.com Telescope & Binoculars Industry Hot Search Keywords



March-May, 2013, Made-in-China.com Telescope & Binoculars Industry Hottest Search Keyword is Telescope/ Telescopes, followed by Binocular/ Binoculars.

5.2. Made-in-China.com Telescope & Binoculars Buyer Distribution (By Message Volume)

Statistics Time: Jan.-Jun., 2013



Jan.-Jun., 2013, Made-in-China.com's inquiries of Telescope & Binoculars Industry comes from the USA, Australia, India and etc.,inquiries from the United States accounted for the total industry inquiry 13.79%. Made in China Instruments & Meters Inquiries mainly come from Europe, North America, South Asia, the Middle East and Oceania regions.

Source: Made-in-China.com

The IAR Team of Made-in-China.com dedicates to surveying,excavating and collating industry information for supplying the service of timely and exact information analysis, providing necessary information and dates for clients'decision.

Thanks for reading the report, if you have any questions,opinions or advices, please contact us.

Name: Ms. Zhang Li *E-mail:* iar@made-in-china.com

Web: <http://www.made-in-china.com/communication/market-analysis.html>



Made-in-China.com
Connecting Buyers with China Suppliers



- This report is made by Focus Technology Co., Ltd, all the brands and logos are owed by the person of trade mark right,without the paper promise, any organization or individual shouldn't encroach the legal interest of the right.
- All the written languages, pictures and charts are protected by Chinese intellectual property law. Also there are some written languages and data collected from public information, without the person of the original copyright, any organization or individual can't use them for other business intention.
- The data of the report is acquired by researcher with the method of market collecting. As the confine of source and area,maybe the report can't absolutely reflect the market situations. We wouldn't take on the legal liability of the report's accuracy.
- This report is only available to be a reference for clients, not use for business purposes; we wouldn't take on the legal liability of the contents relating to legal questions.