

2013Q3 Bags, Cases & Boxes

Industry Analysis Report

2013.12



Made-in-China.com



Produced by IAR Team
Focus Technology Co., Ltd.

Catalog

1. China Bags, Cases & Boxes Industry Export Enterprises Distribution	3
2. Bags, Cases & Boxes Industry Exports of the First Three Quarters of 2013	4
3. Global Bags, Cases & Boxes Industry Major Demanding Countries	6
4. Global Bags, Cases & Boxes Industry Major Exporting Countries	7
5. Bags, Cases & Boxes Industry Data Analysis on Made-in-China.com	8
5.1. Bags, Cases & Boxes Industry Hot Search Keywords of Made-in-China.com from Aug. to Oct. in 2013.....	8
5.2. Bags, Cases & Boxes Industry Buyers Interest Analysis of Made-in-China.com	9
5.3. Bags, Cases & Boxes Industry Professional Buyers Distribution of Made-in-China.com	10

1. China Bags, Cases & Boxes Industry Export Enterprises Distribution

- Product name description corresponding to HS Code

HS Code	Product Name
4202	Trunks,suit-cases,camera cases,handbags etc,of leather,plas,tex etc, hereinafter referred to as "Bags, Cases & Boxes"

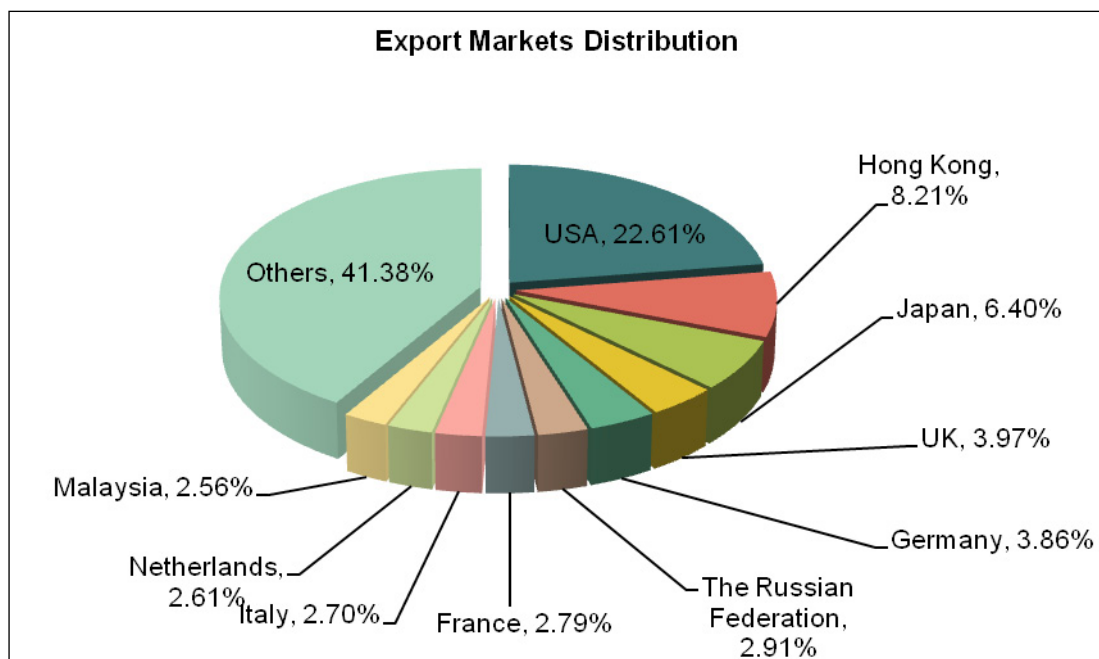
- China Bags, Cases & Boxes (HS: 4202) Export Enterprises Distribution from Jan. to Sep. in 2013 (By export value)

Regions	Total Export Value from Jan. to Sep. (hundred million USD)	Percentage
Guangdong	94.64	46.81%
Zhejiang	33.31	16.48%
Fujian	18.07	8.94%
Jiangsu	10.53	5.21%
Shanghai	10.05	4.97%

2. Bags, Cases & Boxes Industry Exports of the First Three Quarters of 2013

- China Bags, Cases & Boxes (HS: 4202) Export Volume and Value and Major Export Countries/Regions from Jan. to Sep. in 2013

No.	Countries/Regions	Export Value (hundred million USD)	Year on Year
	Total	202.18	11.7%
1	USA	45.71	-2.3%
2	Hong Kong	16.59	67.9%
3	Japan	12.94	-3.5%
4	UK	8.03	-4.1%
5	Germany	7.80	0.2%
6	The Russian Federation	5.88	103.1%
7	France	5.65	6.2%
8	Italy	5.46	-4.1%
9	Netherlands	5.28	6.3%
10	Malaysia	5.17	23.9%
11	Brazil	4.60	10.8%
12	South Korea	4.52	9.0%
13	Spain	4.51	-2.0%
14	Canada	3.80	10.1%
15	UAE	3.73	17.2%
16	India	3.38	41.1%
17	Belgium	3.25	0.2%
18	Singapore	3.19	43.1%
19	Australia	3.10	9.2%
20	South Africa	2.92	28.4%



The total export value of China Bags, Cases & Boxes in the first three quarters of 2013 amounted to about 20.218 billion US dollars, with an increase of 11.7% year on year. Main export countries/regions are the United States, Hong Kong, Japan, the UK, Germany, The Russian Federation, France, Italy, Netherlands and Malaysia and so on. among of which, China's export value of the products to the Russian Federation from Jan. to Sep. increased by 103.1% year on year, and it was a rapid growth. China's export value of the products to the United States from Jan. to Sep. in 2013 accounted for 22.6% of the total export value, followed by Hong Kong, accounted for 8.2%.

3. Global Bags, Cases & Boxes Industry Major Demanding Countries

- Bags, Cases & Boxes (HS: 4202) Major Importing Countries from Jan. to June in 2013 (By import value)

Import Countries/Regions	Import Value (Thousand USD)	Compared to the same period of last year
USA	5,148,034	3.86%
Japan	2,610,523	-6.44%
France	1,648,071	-1.43%
Germany	1,424,870	10.31%
UK	1,199,809	0.84%
Italy	1,168,442	-4.69%
South Korea	912,018	10.02%
China	735,648	-1.73%
Netherlands	596,048	13.06%
Canada	578,784	5.68%

Global Bags, Cases & Boxes major demanding countries of the first half year of 2013 were the United States, Japan, France, Germany, and the United Kingdom and so on. the total import value of the United States, which was the world's largest demanding country, amounted to 5.15 billion US dollars from Jan. to June in 2013, with an increase of 3.86%, followed by Japan, the import value of which amounted to 2.61 billion US dollars, with a decrease of 6.44%.

(Source: UN COMTRADE)

4. Global Bags, Cases & Boxes Industry Major Exporting Countries

- Bags, Cases & Boxes (HS: 4202) Major Exporting Countries from Jan. to June in 2013 (By export value)

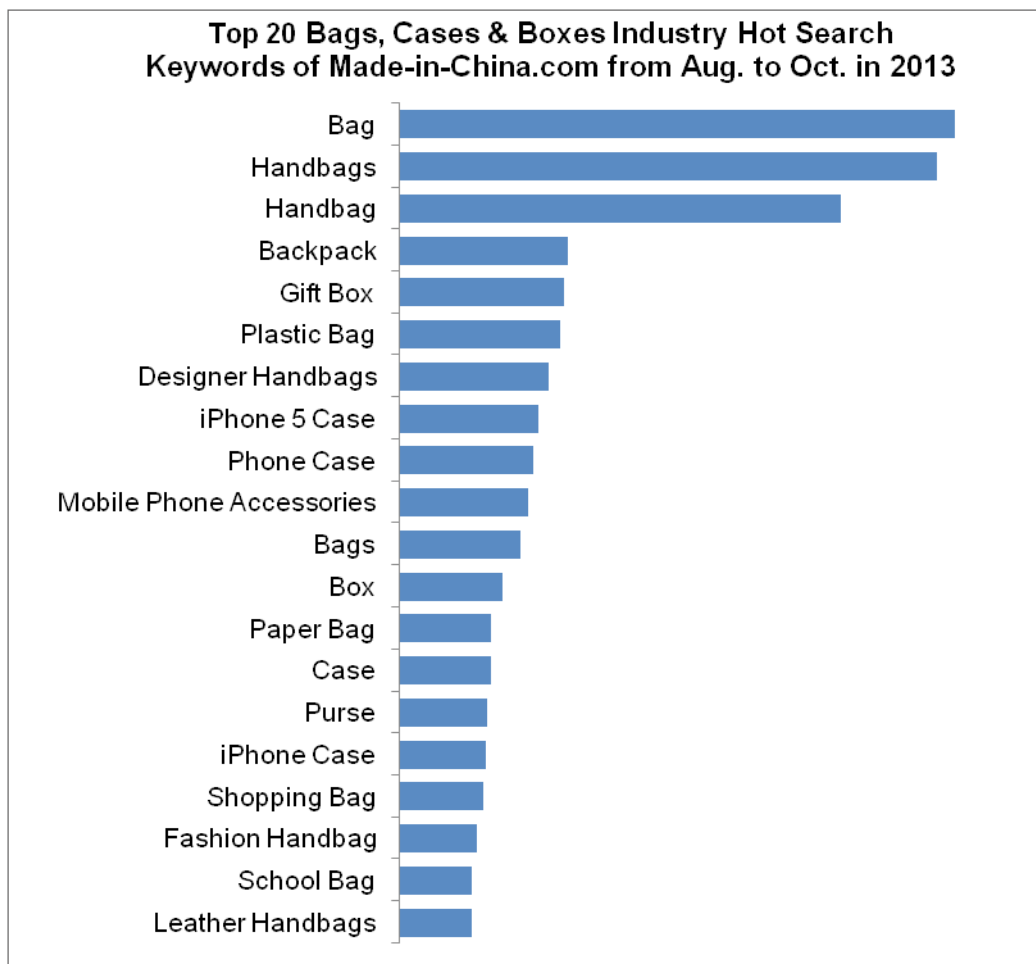
Export Countries/Regions	Export Value (Thousand USD)	Compared to the same period of last year
China	13,221,198	15.99%
Italy	3,261,386	12.11%
France	2,782,862	2.91%
Germany	656,302	8.90%
Belgium	562,063	3.45%
Netherlands	546,030	18.08%
India	531,465	9.95%
USA	529,162	4.65%
Spain	380,197	11.40%
South Korea	376,836	209.81%

Global Bags, Cases & Boxes main export source countries were China, Italy, France, Germany and Belgium in the first half year of 2013. China is the largest export source country and the total export value of Jan. to June amounted to 13.22 billion US dollars, with an increase of 15.99%, followed by Italy, the export value of which amounted to 3.26 billion US dollars, with an increase of 12.11%.

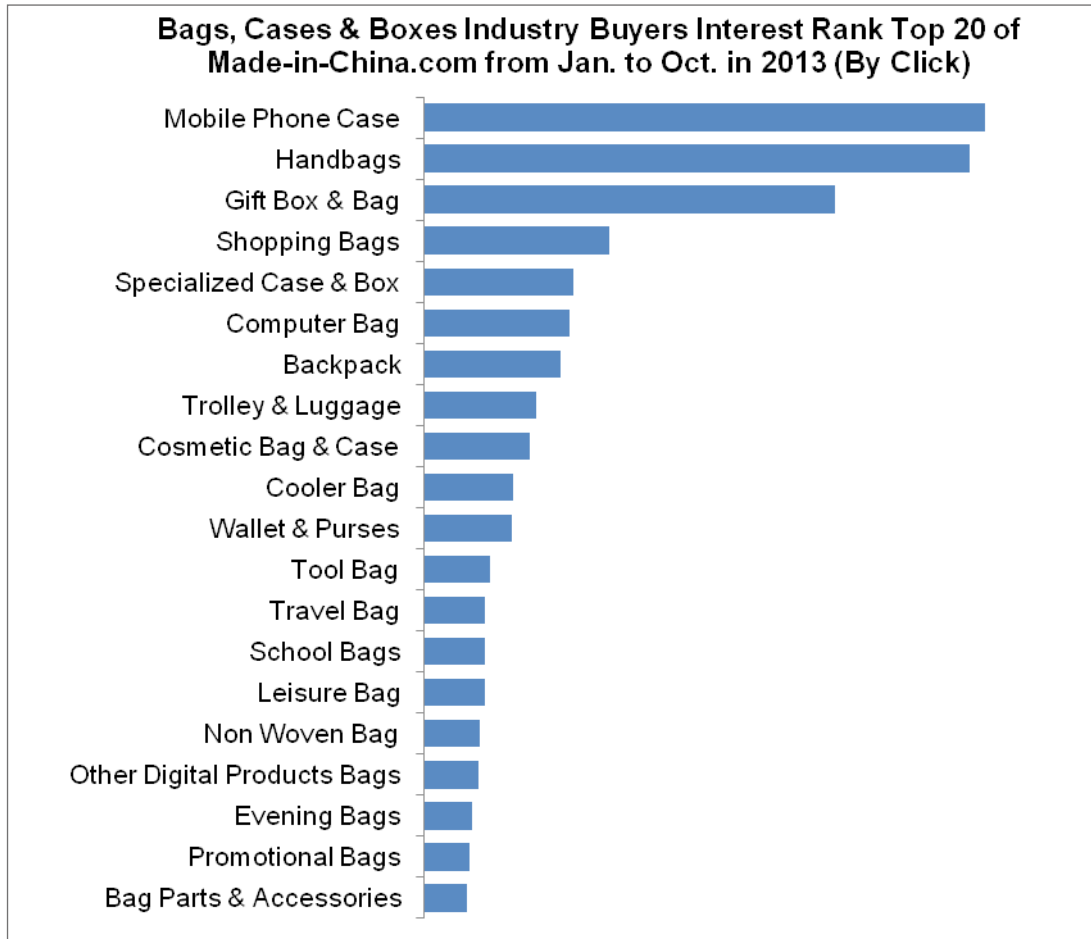
(Source: UN COMTRADE)

5. Bags, Cases & Boxes Industry Data Analysis on Made-in-China.com

5.1. Bags, Cases & Boxes Industry Hot Search Keywords of Made-in-China.com from Aug. to Oct. in 2013

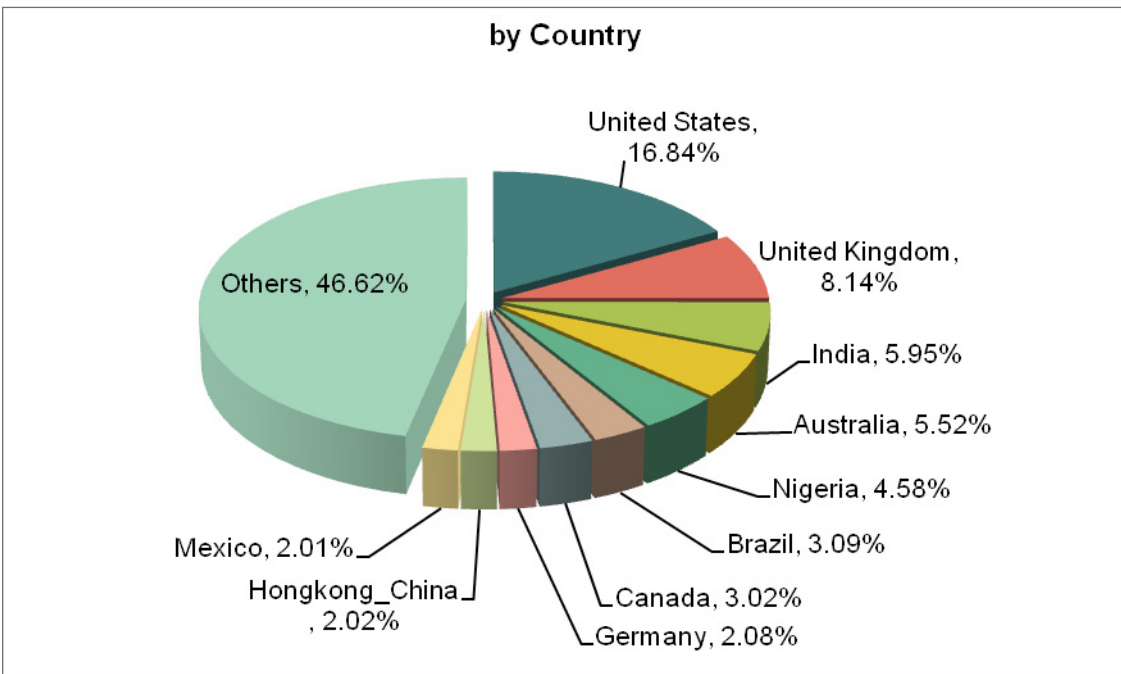
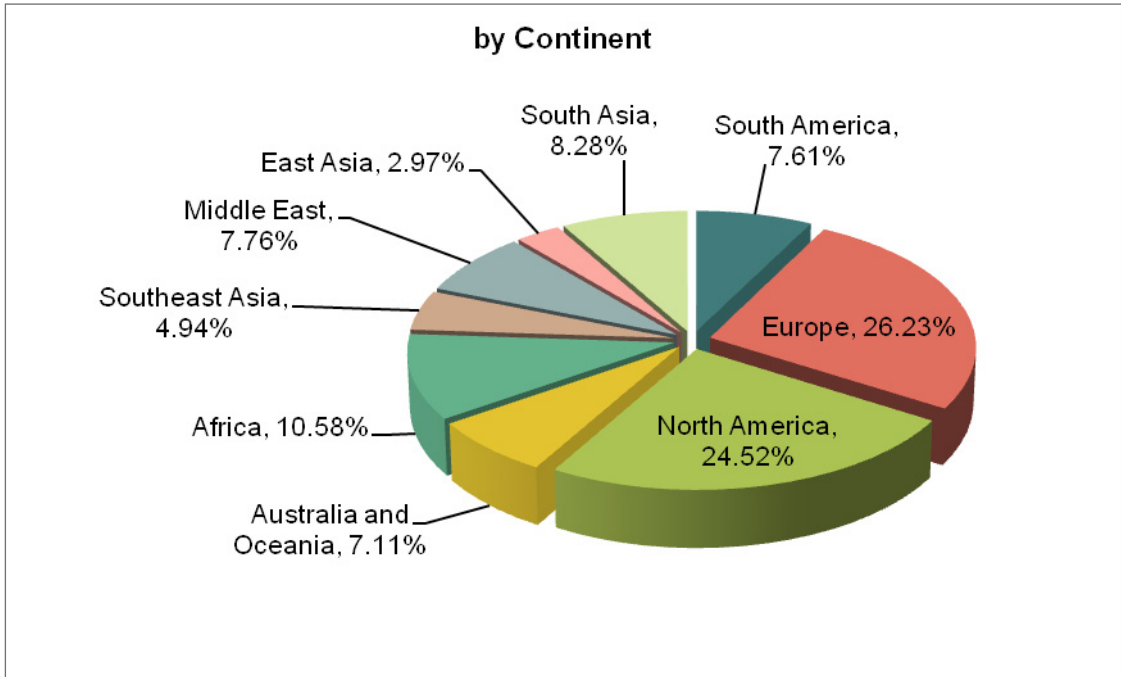


5.2. Bags, Cases & Boxes Industry Buyers Interest Analysis of Made-in-China.com



5.3. Bags, Cases & Boxes Industry Professional Buyers Distribution of Made-in-China.com

The following statistics time: January-October 2013



Source: Made-in-China.Com

The IAR Team of Made-in-China.com dedicates to surveying,excavating and collating industry information for supplying the service of timely and exact information analysis, providing necessary information and dates for clients'decision.

Thanks for reading the report, if you have any questions,opinions or advices, please contact us.

Name: Ms. Zhang Li *E-mail:* iar@made-in-china.com

Web: <http://www.made-in-china.com/communication/market-analysis.html>



Made-in-China.com
Connecting Buyers with China Suppliers



- This report is made by Focus Technology Co., Ltd, all the brands and logos are owed by the person of trade mark right,without the paper promise, any organization or individual shouldn't encroach the legal interest of the right.
- All the written languages, pictures and charts are protected by Chinese intellectual property law. Also there are some written languages and data collected from public information, without the person of the original copyright, any organization or individual can't use them for other business intention.
- The data of the report is acquired by researcher with the method of market collecting. As the confine of source and area,maybe the report can't absolutely reflect the market situations. We wouldn't take on the legal liability of the report's accuracy.
- This report is only available to be a reference for clients, not use for business purposes; we wouldn't take on the legal liability of the contents relating to legal questions.