


2013 Furniture

Industry Analysis Report

2014.10



Contents

1. 2013 China Furniture Industry Export Analysis	3
1.1. 2013 China Furniture Export Quantity Analysis	3
1.2. 2013 China Furniture Export Market Analysis	5
1.2.1. 2013 China Seats & Accessory Major Export Country & Region Distribution	6
1.2.2. 2013 China Medical Furniture & Beauty Salon Major Export Country & Region Distribution	7
1.2.3. 2013 China Other Furniture and Parts Major Export Country and Region Distribution.....	7
1.2.4. 2013 Spring Mattress Bedding & Similar products Major Export Countries/Regions Distribution.....	8
1.3. 2013 China Furniture Export Original Region	9
1.3.1. 2013 China Seats & Accessory Export Original Places Distribution	10
1.3.2. 2013 China Medical Furniture and Beauty Salon Furniture Major Export Original Places Distribution	10
1.3.3. 2013 China Other Furniture and Part Major Export Original Places Distribution	11
1.3.4. 2013 China Spring Mattress, Bedding and Similar Products Mainly Export Original Place Distribution.....	12
2. Made-in-China.com Furniture Industry Date Analysis	13
2.1. Furniture Professional Buyers Interest Analysis of Made-in-China.com, from Jan. to Dec. 2013	13
2.2. Made-in-China.com Furniture Buyers Distribution	14

Furniture Statics Analysis Illustration:

The statical data of furniture: HS Code 9401, 9402,9403,9404

HS Code	Products Name
9401	Seats (including for dual-purpose chair, bed used except of heading No. 9402) and parts thereof, hereinafter referred to as the “marble, Shi Huihua and other calcareous monumental or building stone”
9402	Furniture, medical, surgical, dental or veterinary furniture (for example, operation table, examination table, bed with mechanical device, dental chairs); rotation, tilt, lifting device, barber chairs and similar chairs; parts of the foregoing articles, hereinafter referred to as the “medical furniture and hairdressing and beauty furniture”
9403	Other furniture and accessory
9404	Spring mattress, bedding and similar products, with a spring, with any material filling, packing or made of sponge rubber, plastics, whether or not covered (for example, mattresses, quilts, quilt, cushion, cushion and pillow), hereinafter referred to as “spring mattress to sleep with and similar products”

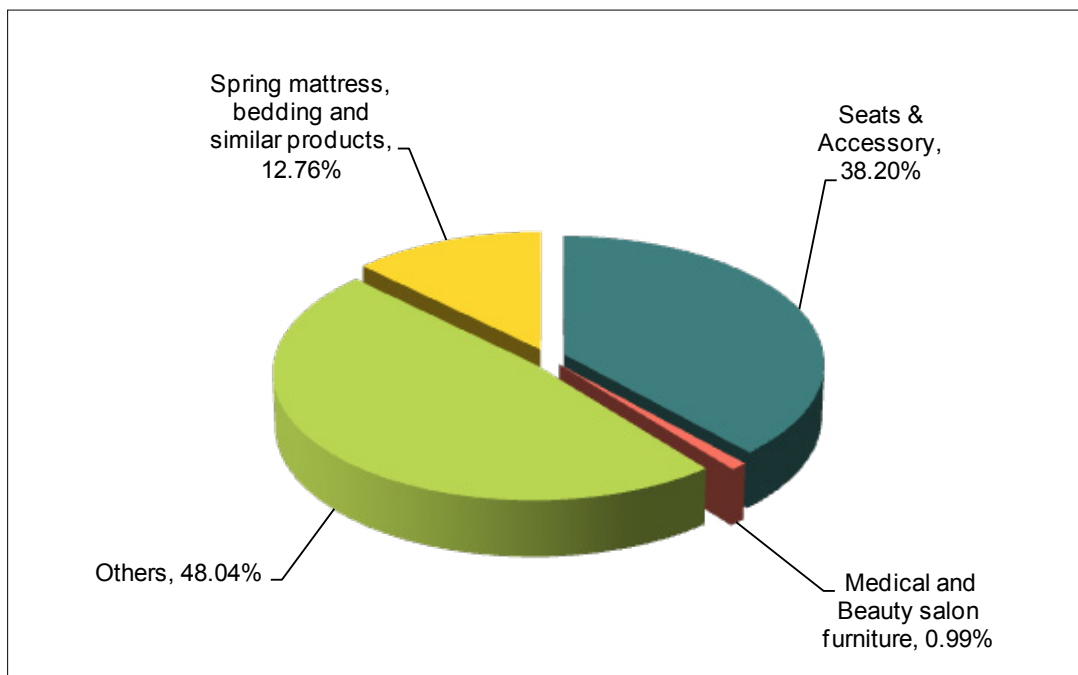
1. 2013 China Furniture Industry Export Analysis

1.1. 2013 China Furniture Export Quantity Analysis

- 2013 China Furniture Export Quantity:

Product	Measurement Units	Jan. - Dec. Accumulation		The same period compared to last year	
		Quantity	Amount(USD)	Quantity	Amount
9401 Seats (including for dual-purpose chair, bed used except of heading No. 9402) and parts thereof, hereinafter referred to as the “marble, Shi Huihua and other calcareous monumental or building stone”	Piece	1,121,726,298	22,957,456,206	3.3%	5.3%
9402 Furniture, medical, surgical, dental or veterinary furniture (for example, operation table, examination table, bed with mechanical device, dental chairs); rotation, tilt, lifting device, barber chairs and similar chairs; parts of the foregoing articles, hereinafter referred to as the “medical furniture and hairdressing and beauty furniture”	Piece	4,172,110	597,591,168	6.8%	11.8%
9403 Other furniture and accessory	Piece	1,702,568,658	28,872,654,349	5.5%	6.8%
9404 Spring mattress, bedding and similar products, with a spring, with any material filling, packing or made of sponge rubber, plastics, whether or not covered (for example, mattresses, quilts, quilt, cushion, cushion and pillow), hereinafter referred to as “spring mattress to sleep with and similar products”	Piece	988,656,008	7,669,228,560	-5%	4%

- 2013 Furniture Industry Export Structure(By Export Value)

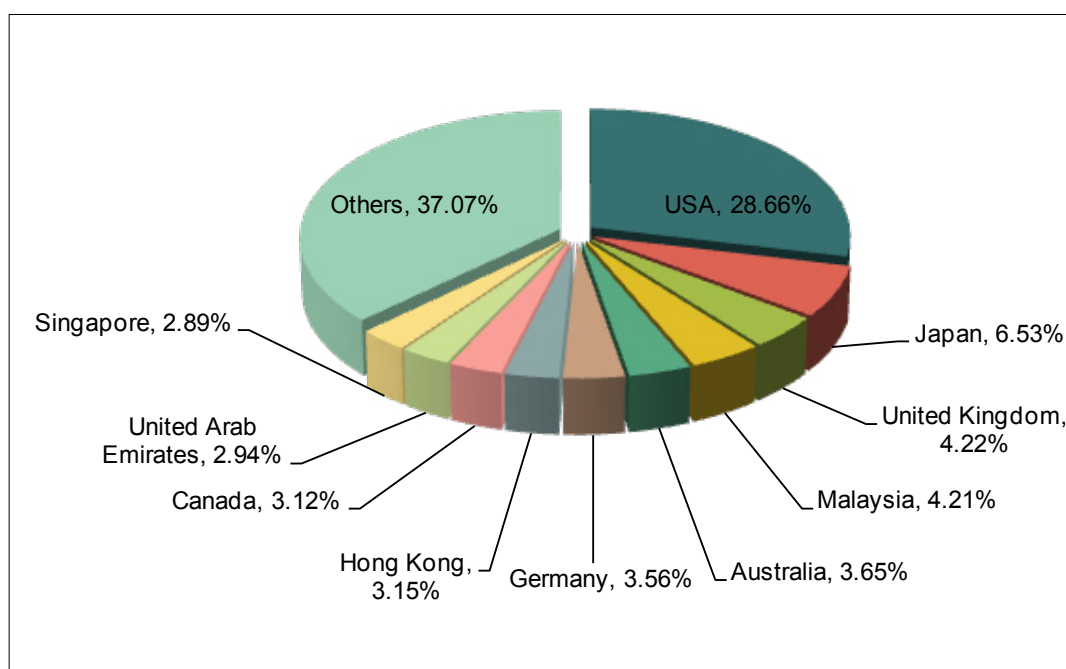


2013, China Seats & Accessory export value approached \$ 229.57 million USD, and increased 5.3% compared the same period last year. Account for 38.2% of total furniture export value; Medical and Beauty salon furniture export value reached 5.98 million USD, and increased 11.8% compared the same period last year, account for 0.99% of total furniture export value; Spring mattress, bedding and similar products export value reached 76.69 million USD, and increased 4% compared the same period last year, account for 12.76% of total furniture export value; Other furniture and accessory export value approached \$ 288.73 million USD, and increased 6.8% compared the same period last year. Account for 48.04% of total furniture export value;

1.2. 2013 China Furniture Export Market Analysis

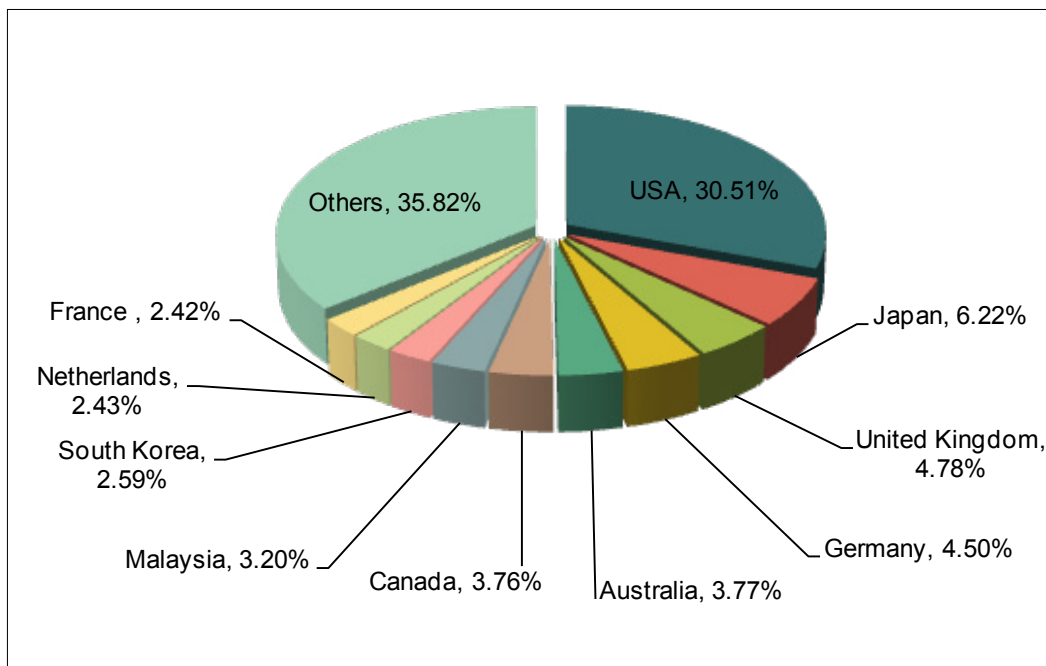
• 2013 China Furniture Major Export Countries and Distribution

No.	Country/Region	Amount(USD)	Compared to the same period last year
1	USA	17,226,656,086	7.07%
2	Japan	3,924,058,603	0.32%
3	United Kingdom	2,536,516,517	-4.71%
4	Malaysia	2,528,870,218	40.37%
5	Australia	2,190,928,422	0.30%
6	Germany	2,142,421,996	-5.57%
7	Hong Kong	1,892,820,553	90.98%
8	Canada	1,876,831,679	-2.86%
9	United Arab Emirates	1,764,379,933	28.86%
10	Singapore	1,736,023,254	37.58%
11	Saudi Arabia	1,363,654,938	-0.94%
12	France	1,288,864,513	-10.15%
13	Republic of Korea	1,254,222,256	27.07%
14	New Zealand	1,105,623,900	-4.52%
15	South Africa	935,895,406	10.09%
16	Indonesia	802,170,550	44.01%
17	India	766,265,245	15.73%
18	Spain	702,430,198	-1.98%
19	Thailand	675,494,849	39.25%
20	Italy	642,577,552	8.18%



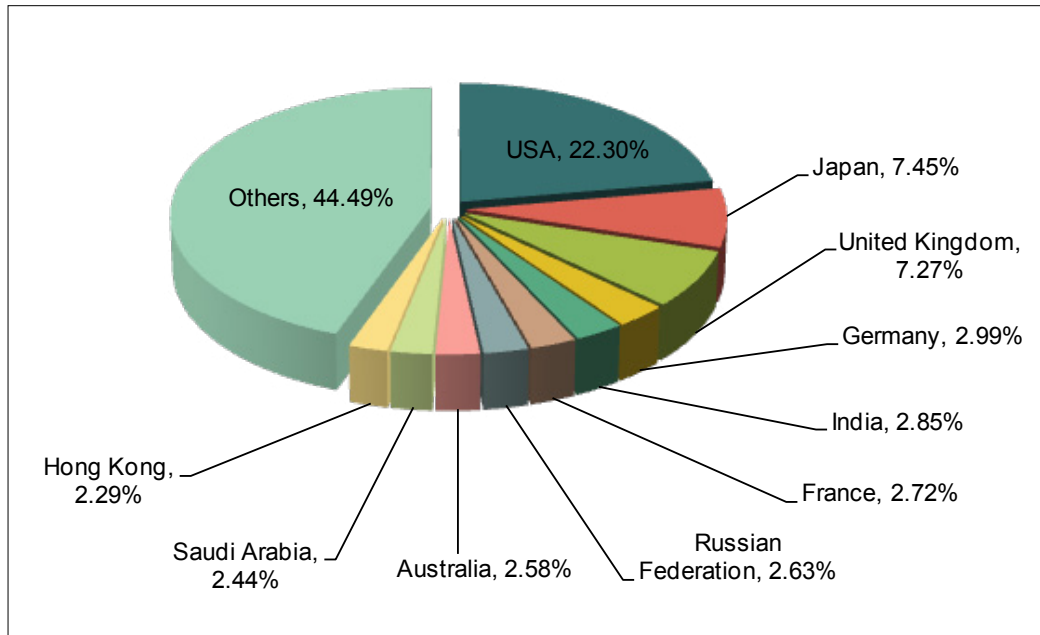
In 2013 China furniture mainly exported to USA ,Japan, United Kingdom, Malaysia, Australia, Germany, Hong Kong, Canada, the United Arab Emirates and Singapore and other countries / regions, exports to these 10 countries / regions amounted to 62.93% of total China furniture export quantity. The USA is China’s most important furniture export market, in 2013 China’s export to USA furniture accounted for 28.66% of the Chinese furniture total export. In the TOP 20 export of China’s furniture market in 2013, China for Hong Kong’s furniture exports year-on-year growth of 90.98%, which is the fastest growth.

1.2.1. 2013 China Seats & Accessory Major Export Country & Region Distribution



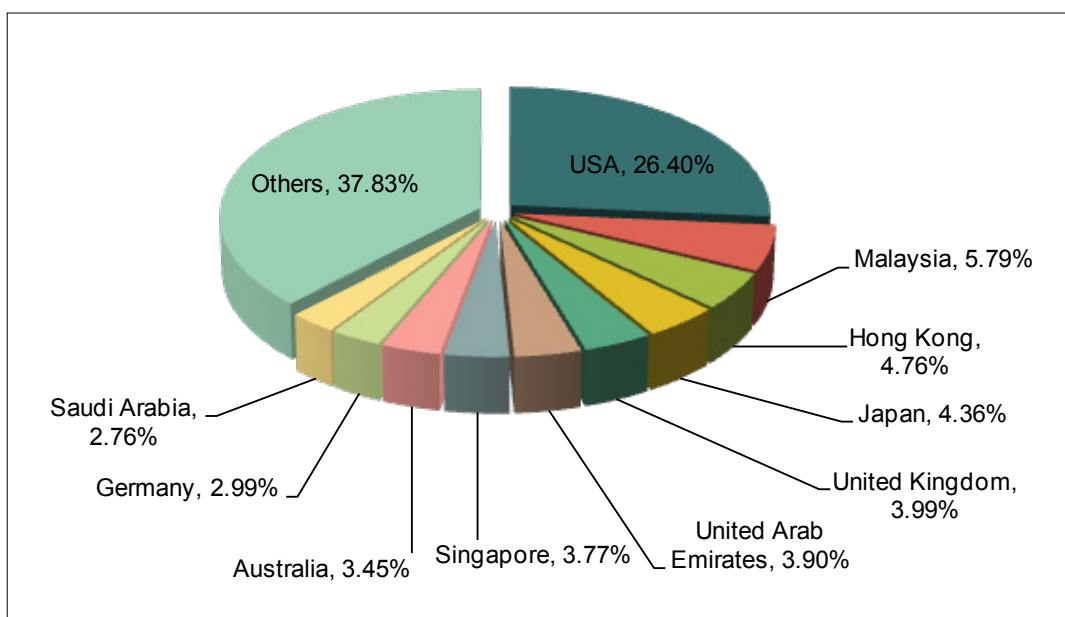
In 2013, Chinese seats and parts are mainly exported to USA, Japan, United Kingdom ,Germany, Australia, Canada, Malaysia, South Korea, Holland and France and other countries / regions, seats and parts exports to this 10 markets accounted for 64.18% of total exports. The America is the main export markets (seats & parts) for China. In 2013 China 30.51% seats and parts exported to the USA.

1.2.2. 2013 China Medical Furniture & Beauty Salon Major Export Country & Region Distribution



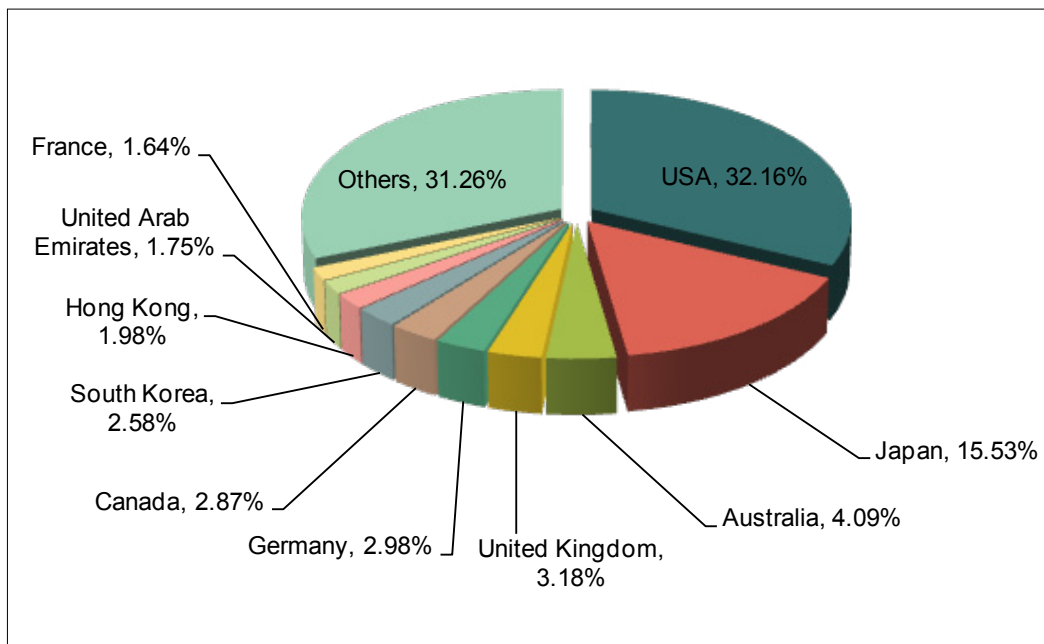
In 2013, Chinese medical furniture and Beauty Salon furniture mainly exported to USA, Japan, Britain, Germany, India, France, Russia, Australia, Saudi Arabia and Hong Kong and other countries / regions. Among them, USA is a major export market for China in medical furniture and beauty salons. In 2013 exports of Medical Furniture and Beauty Salon Furniture to the USA accounted for a total of 22.3% in China (Medical & Beauty Salon).

1.2.3. 2013 China Other Furniture and Parts Major Export Country and Region Distribution



In 2013, China other furniture and parts mainly exported to the USA , Malaysia, Hongkong, Japan,Britain, the United Arab Emirates, Singapore, Australia, Germany and Saudi Arabia and other countries / regions,of which exports of other furniture and parts to the USA amounted to a total of 26.4% in China.

1.2.4. 2013 Spring Mattress Bedding & Similar products Major Export Countries/Regions Distribution



In 2013, Chinese spring mattress; bedding and similar products are mainly exported to America, Japan and other countries / regions, spring mattress exports to those 2 markets (bedding and similar products) in China accounted for a total of 47.69% .

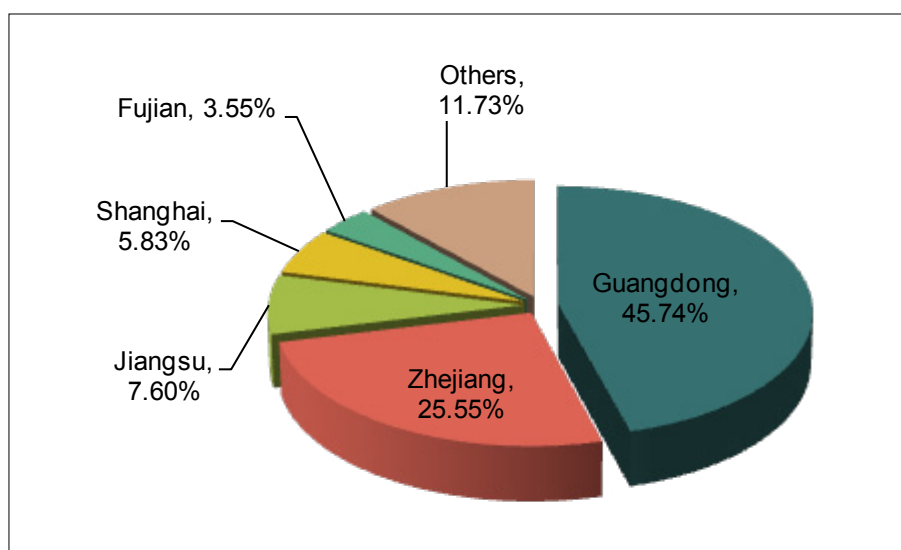
1.3. 2013 China Furniture Export Original Region

● 2013 China Furniture Export Region Distribution

No.	Province	Value(USD)	Compare the same period last year
1	Guangdong	26,240,995,891	14.90%
2	Zhejiang	11,315,159,506	7.77%
3	Jiangsu	5,467,246,272	-4.67%
4	Shanghai	3,416,226,926	-0.92%
5	Fujian	3,083,817,106	-14.84%
6	Shandong	2,960,308,245	16.75%
7	Jiangxi	1,215,308,571	17.04%
8	Anhui	893,651,609	-3.84%
9	Chongqing	416,018,245	-67.81%
10	Hebei	904,030,156	17.75%
11	Liaoning	797,324,054	-7.34%
12	Henan	674,323,492	27.43%
13	Tianjing	585,511,742	-0.19%
14	Sichuan	267,653,844	-1.61%
15	Hunan	309,218,625	66.78%
16	Xinjiang	220,596,670	-15.42%
17	Beijing	197,452,691	-16.77%
18	Heilongjiang	214,505,905	-1.42%
19	Hubei	158,187,578	10.75%
20	Shanxi	127,009,153	-24.78%

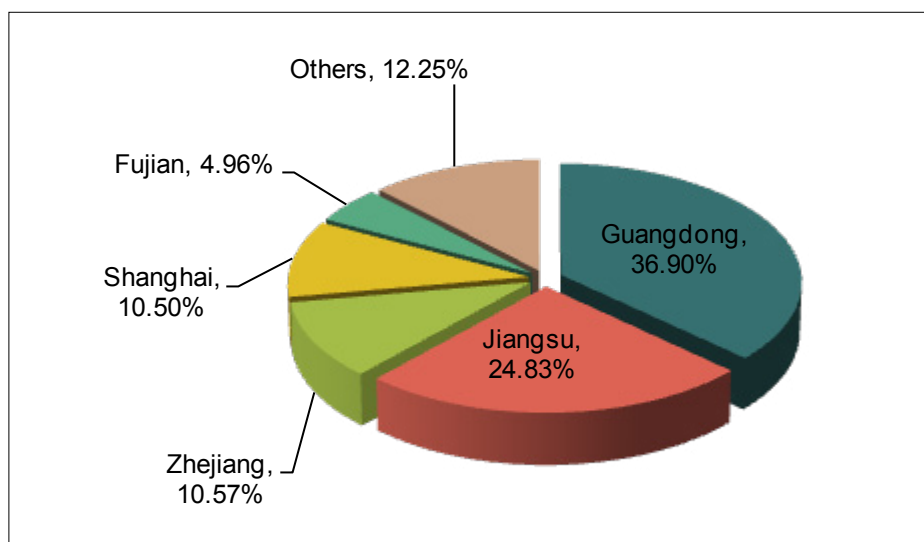
In 2013, China furniture mainly exported from Guangdong, Zhejiang, Jiangsu, Shanghai, Fujian and Shandong. This six provinces of furniture exports accounted for 43.66%, 18.83%, 9.1%, 5.68%, 5.13%, 4.93% and 2.02% of China furniture exports respectively, together accounted for China furniture exports 83.35%.

1.3.1. 2013 China Seats & Accessory Export Original Places Distribution



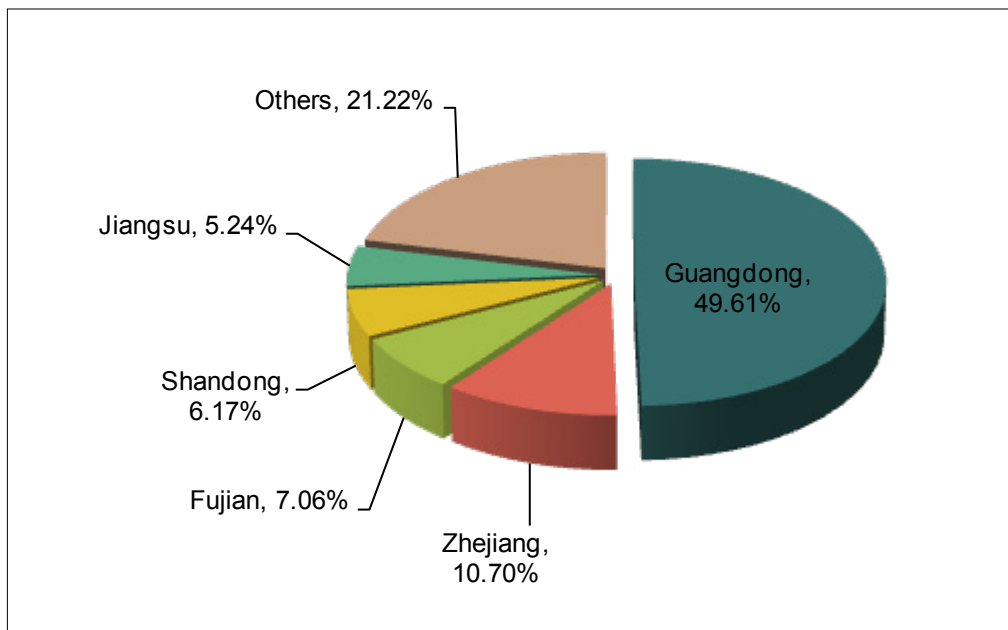
Guangdong & Zhejiang is the main exporting provinces in seats and parts. In 2013 seats and parts export amount of Guangdong & Zhejiang account for 45.74%, 25.55% in China. Nearly 50% seats and parts have been exported from Guangdong.

1.3.2. 2013 China Medical Furniture and Beauty Salon Furniture Major Export Original Places Distribution



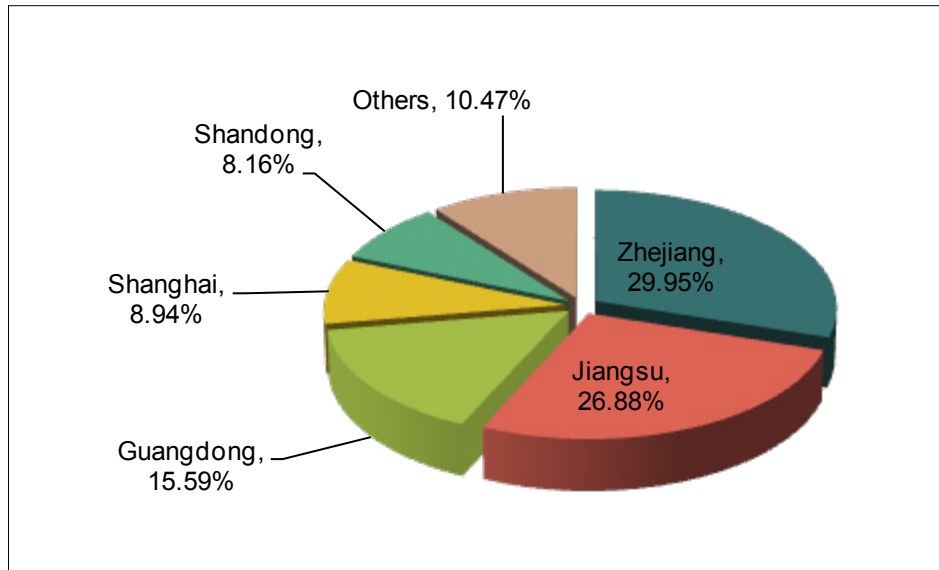
In 2013, China 5 major medical furniture and beauty salon furniture have been exported from Guangdong, Jiangsu, Zhejiang, Shanghai and Fujian respectively. In 2013, the five provinces of medical furniture and beauty salon furniture exports accounted for a total of 87.75% in China's medical furniture and beauty salon furniture exports amount. Guangdong is China most important medical furniture and beauty salon furniture export original place. in 2013 China more than 30% medical furniture and beauty salon furniture have been exported from Guangdong.

1.3.3. 2013 China Other Furniture and Part Major Export Original Places Distribution



In 2013, China other furniture and parts 5 export original places were Guangdong, Zhejiang, Fujian, Shandong and Jiangsu. In 2013, the five provinces of the other furniture and parts export value accounts for our country the products 78.78% of total exports, Guangdong Province, which is China's most important export original place for other furniture and parts. In 2013 China's 49.61% other furniture and parts exports from Guangdong province.

1.3.4. 2013 China Spring Mattress, Bedding and Similar Products Mainly Export Original Place Distribution.

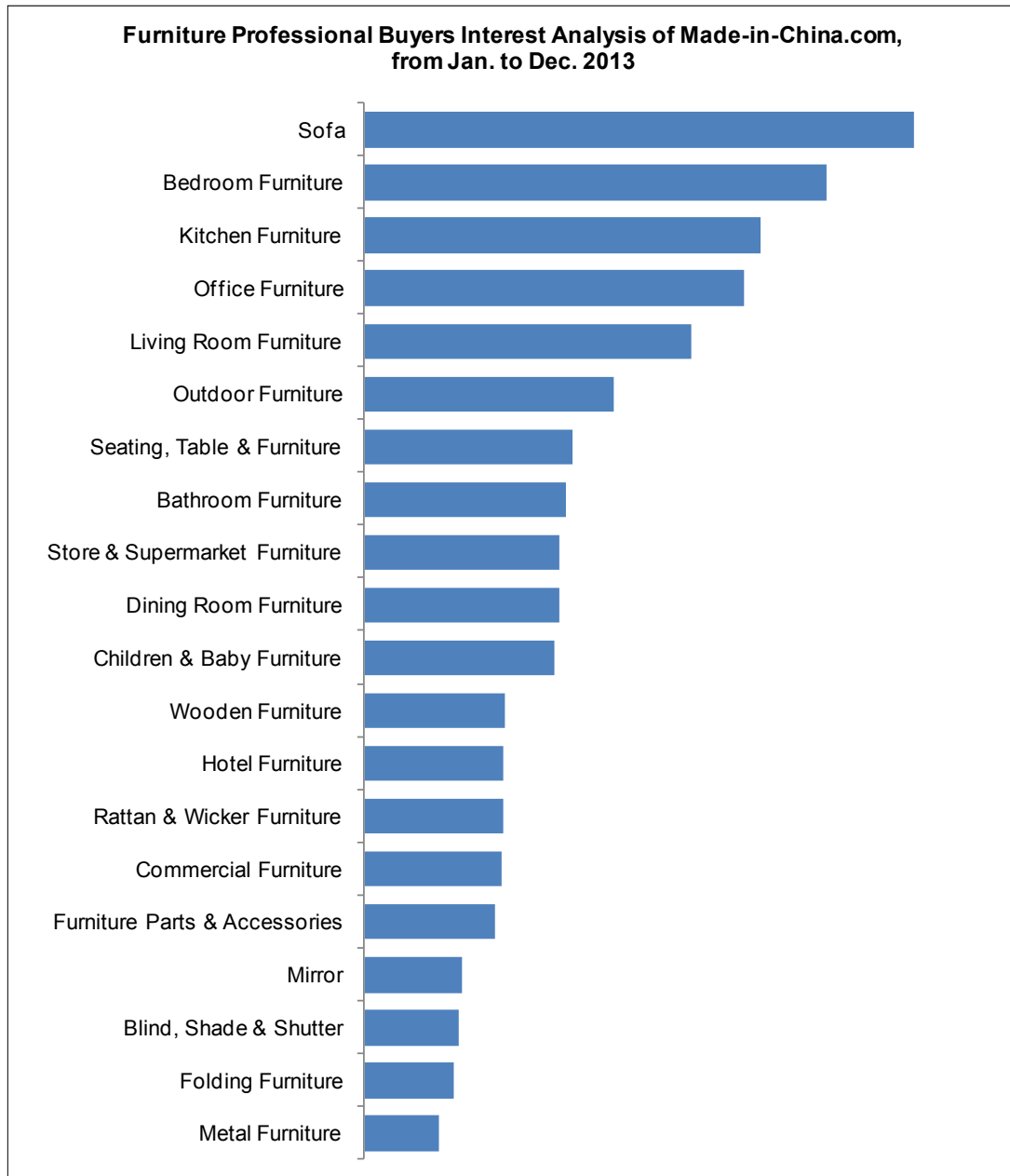


In 2013, China 5 major spring mattress; bedding and similar goods have been exported from Zhejiang, Jiangsu, Guangdong, Shanghai and Shandong. In 2013 the five province export amount of spring mattress five provinces; bedding and similar goods accounted for 89.53% of a total in China spring mattress; bedding and similar products exports. Zhejiang and Jiangsu are the main export original places of spring mattress; bedding and similar products of export goods in China. In 2013 56.83% spring mattress in China ; bedding and similar products have been exported from Zhejiang and Jiangsu.

Source: the customs information network

2. Made-in-China.com Furniture Industry Date Analysis

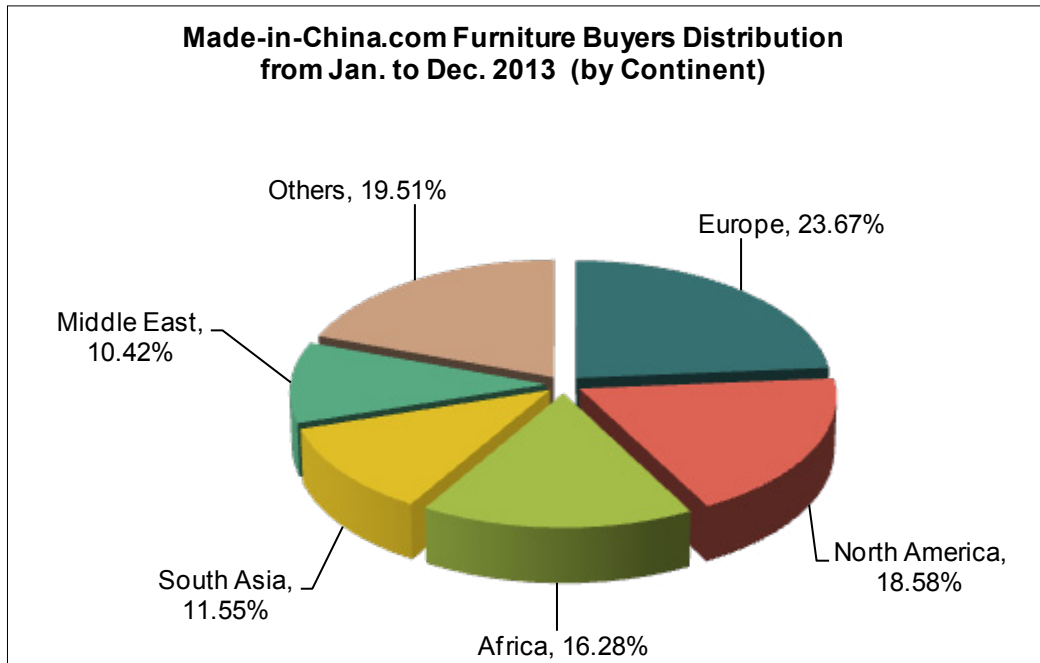
2.1. Furniture Professional Buyers Interest Analysis of Made-in-China.com, from Jan. to Dec. 2013



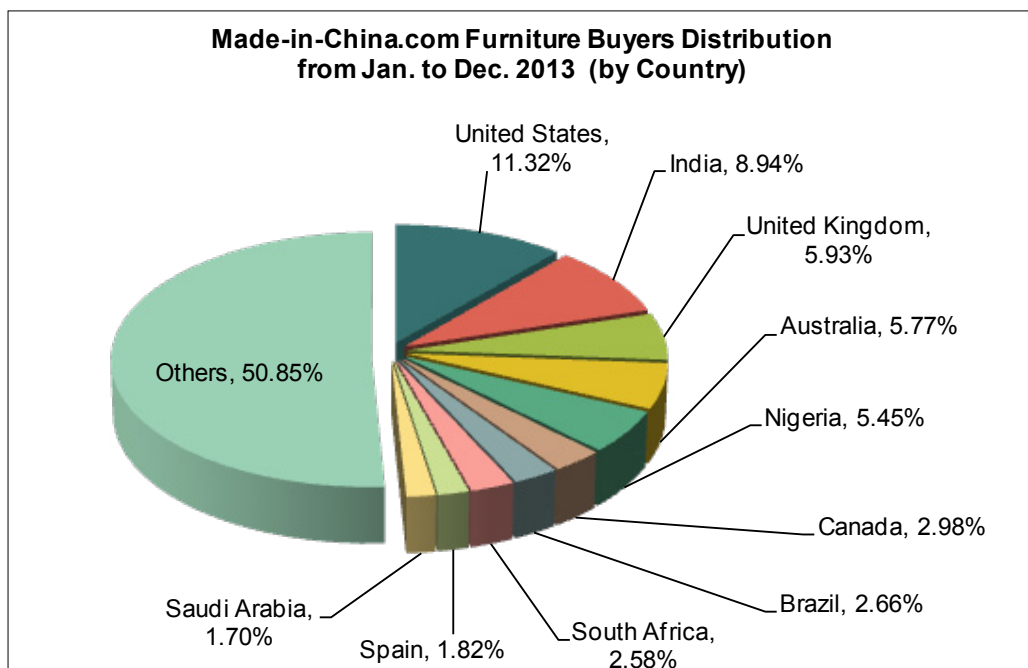
2013 from Jan. - Dec.,By click rate,Sofa is attract the furniture Professional Buyers highest attention in Made-in-China.com, and then is bedroom furniture.

2.2. Made-in-China.com Furniture Buyers Distribution

By Continent:



By Country:



Made-in-China Furniture Industry Inquiry mainly brought from India, USA, United Kingdom and Australia from Jan. - Dec. 2013. The inquiry comes from the USA accounted for 11.32% of the total. Made-in-China.com furniture industry inquiry mainly comes from Europe, North America and Africa area etc.

(Source:Made-in-China.Com)

The IAR Team of Made-in-China.com dedicates to surveying,excavating and collating industry information for supplying the service of timely and exact information analysis, providing necessary information and dates for clients'decision.

Thanks for reading the report, if you have any questions,opinions or advices, please contact us.

E-mail: iar@made-in-china.com

Web: <http://www.made-in-china.com/communication/market-analysis.html>



Made-in-China.com
Connecting Buyers with China Suppliers



- The copyright of this report belongs to Focus Technology Co., LTD. All contents, including words, pictures and charts, are protected by relevant laws and regulations of Chinese intellectual property rights. Without the written permission, any organization or individual cannot use the information of this report in any form.
- Parts of the words and data of this report have been collected from public information sources and the copyrights belong to the original copyright holder. Without the permission of the holder and Focus Technology Co., LTD., any organization or individual cannot reuse the information in any form.
- Figures released in this report may not fully reflect actual market situation, due to the limit of research methods and the scope of samples. Focus Technology Co., LTD. does not assume legal responsibility for the accuracy of the figures in this report.